




valley vision

Construction, Trades, and Utilities Advisory


02.06.2026 | Workforce Development

CONSTRUCTION, TRADES, AND UTILITIES ADVISORY


Housekeeping




Enable your video camera
(optional)




Please stay on  unless you are
called on to ask a question



Submit all questions and
commentary using the chat
function



This meeting will be recorded
and will be provided as part of
the post-meeting materials



Bathroom is located just outside
the event space doors



CONSTRUCTION, TRADES, AND UTILITIES ADVISORY

Welcome and Introduction



Caitlin Blockus

Valley Vision

21st Century Workforce Project Manager



Liz Klilkenny

Valley Vision

21st Century Workforce Project Coordinator



valley vision

CONSTRUCTION, TRADES, AND UTILITIES ADVISORY

Welcome and Introduction

April Vera

Los Rios Community College District

*Director of Employer Partnerships - Energy,
Construction and Utilities*



valley vision

Agenda

1:00 Welcome and Introduction

1:10 Labor Market and Trend Analysis

1:40 Guest Speaker

2:00 Panel Discussion

2:50 Conclusion and Next Steps

Optional Networking Opportunity

3:00 American River College CTE Facility Tour

CONSTRUCTION, TRADES, AND UTILITIES ADVISORY

Thank You To Our Sponsors



CONSTRUCTION, TRADES, AND UTILITIES ADVISORY

Labor Market & Trend Analysis

Ebony Benzing

Centers of Excellence for Labor Market
Research

Director




Greater Sacramento's Energy, Construction & Utilities Sector

Ebony J. Benzing, Director

North (Greater Sacramento)
Center of Excellence for Labor Market Research

Friday, February 6, 2026



CENTER OF EXCELLENCE
FOR LABOR MARKET RESEARCH



Presentation Overview

- About COE
- Sector Highlights
- Top Occupations
- Job Postings
- Postsecondary Educational Training
- Conclusion

The Centers of Excellence for Labor Market Research



Region	Regional Director
North Far North	Ebony J. Benzing (North) Sara Phillips (Far North)
Bay Area	Marcela Retes
Central Valley/Motherlode	Patricia Salinas
South Central Coast	Jacob Poore
Los Angeles	Luke Meyers
Orange County	Jesse Crete
Inland Empire/Desert	Shannon Moran
San Diego/Imperial	Tina Ngo Bartel
Statewide	Laura Coleman

Our Research Focus

We Use Data From...

Industries &
Businesses

Occupations &
Jobs

Wages &
Earnings

Education &
Training
Requirements

Credentials

Skills

Emerging
Trends

To Answer Questions Like...

What is the job outlook for students?


Which jobs pay a living wage?

What skills and credentials are needed?


Where are there opportunities for career mobility?

And others.


And Support...



Invest in new and relevant programs



Review and modify existing programs



Assessing regional labor market needs



Support applications for grants and other funds

Sector Overview

Greater Sacramento's Energy, Construction & Utilities Sector

119,000
2024 Jobs

9%
of Greater
Sacramento Jobs

+6300
New Jobs by
2029

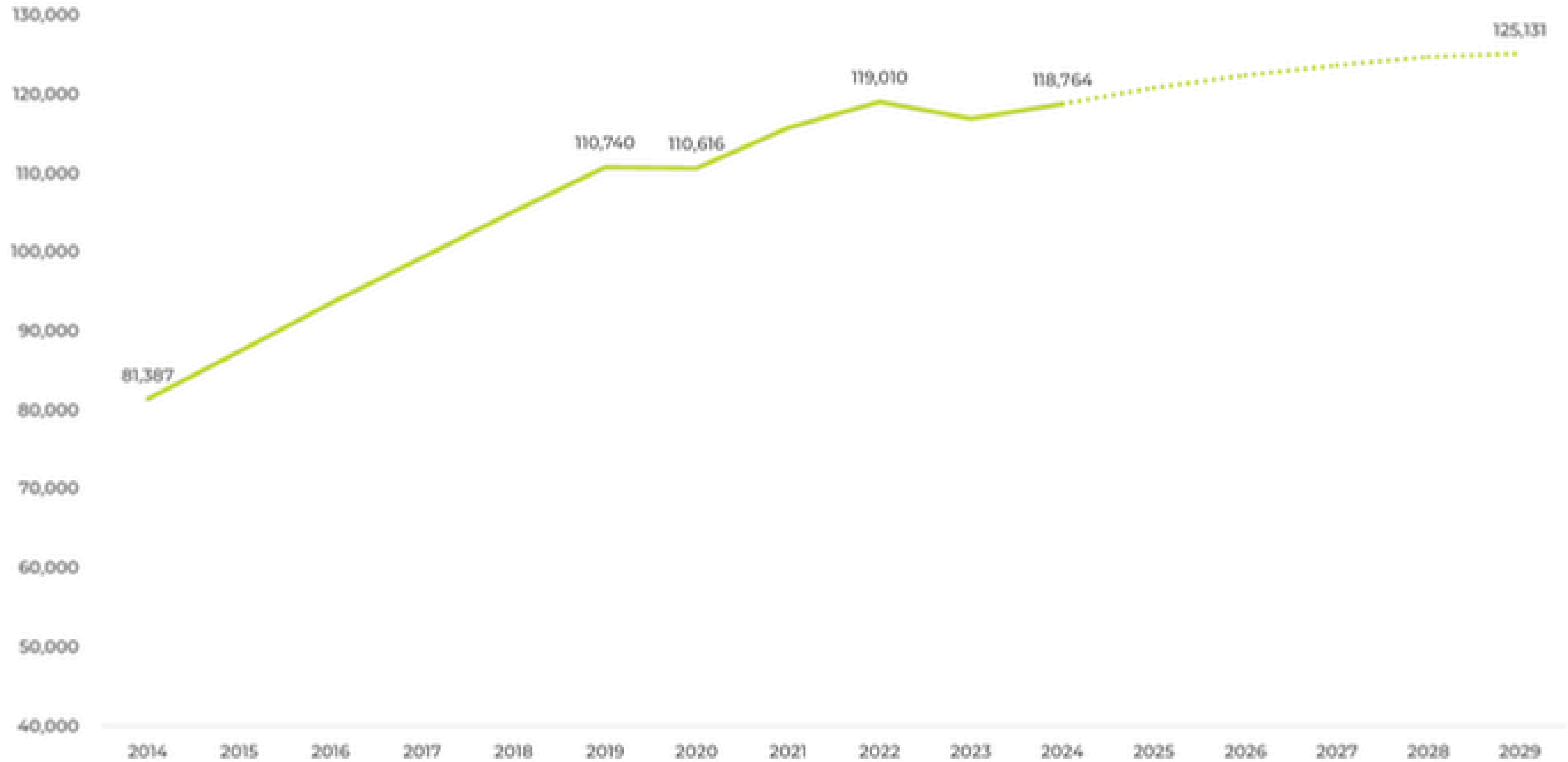
5%
5-Yr Projected
Job Growth

\$103,000
Average Earnings
per Job

8700
Establishments

- 75 distinct industries
- 7 subsectors
 - Construction of Buildings
 - Hardware, and Plumbing and Heating Equipment and Supplies Merchant Wholesalers
 - Heavy and Civil Engineering Construction
 - Oil, Gas Extraction, and Mining
 - Professional, Scientific, and Technical Services Related to ECU
 - Specialty Trade Contractors
 - Utilities

Greater Sacramento ECU Sector Employment 2014-2029



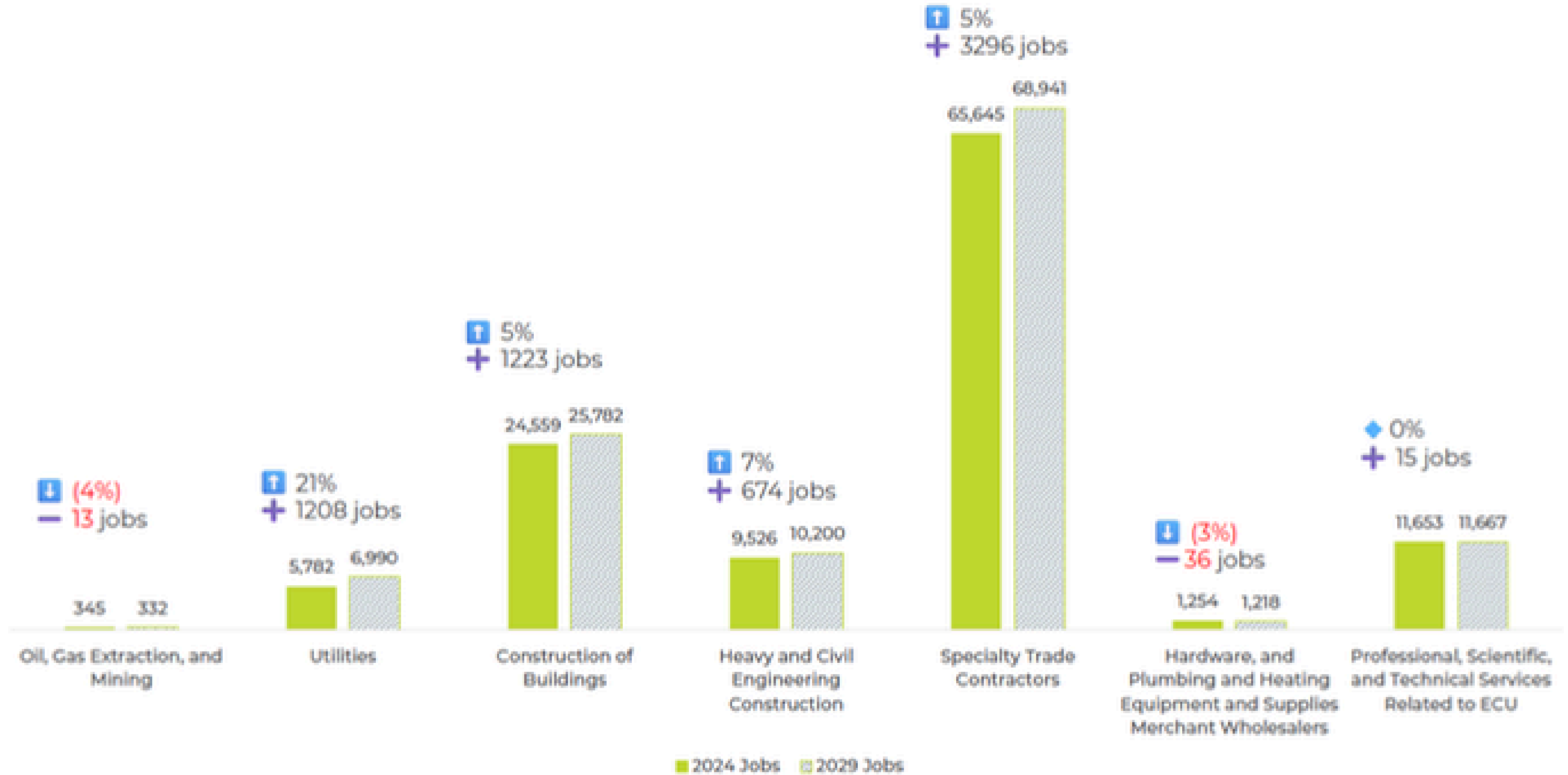
Source: Lightcast 2025-4, QCEW, Non-QCEW, and Self-employed.



CENTER OF EXCELLENCE
FOR LABOR MARKET RESEARCH

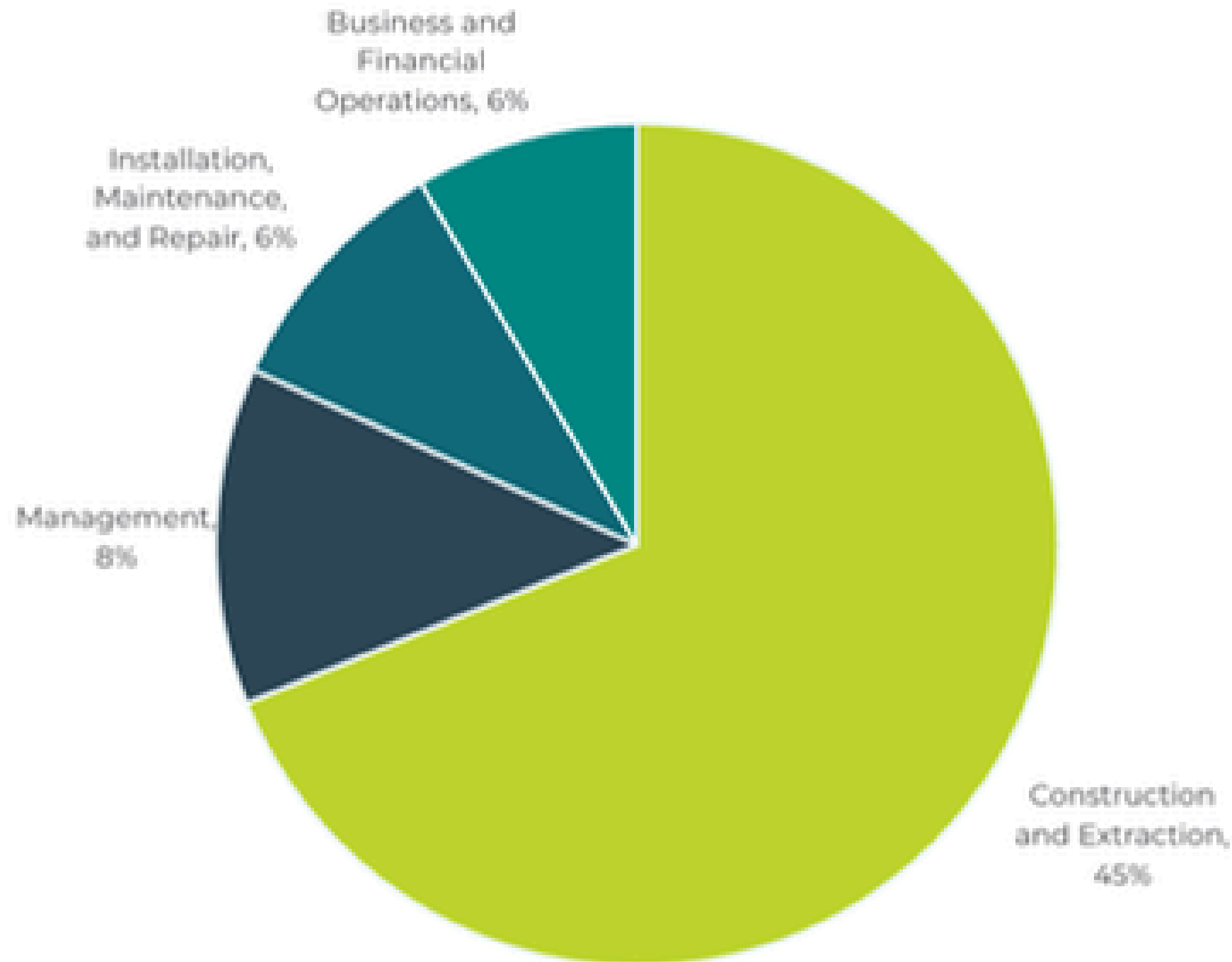


Greater Sacramento ECU Employment by Subsector 2024-2029



Largest ECU Occupational Groups

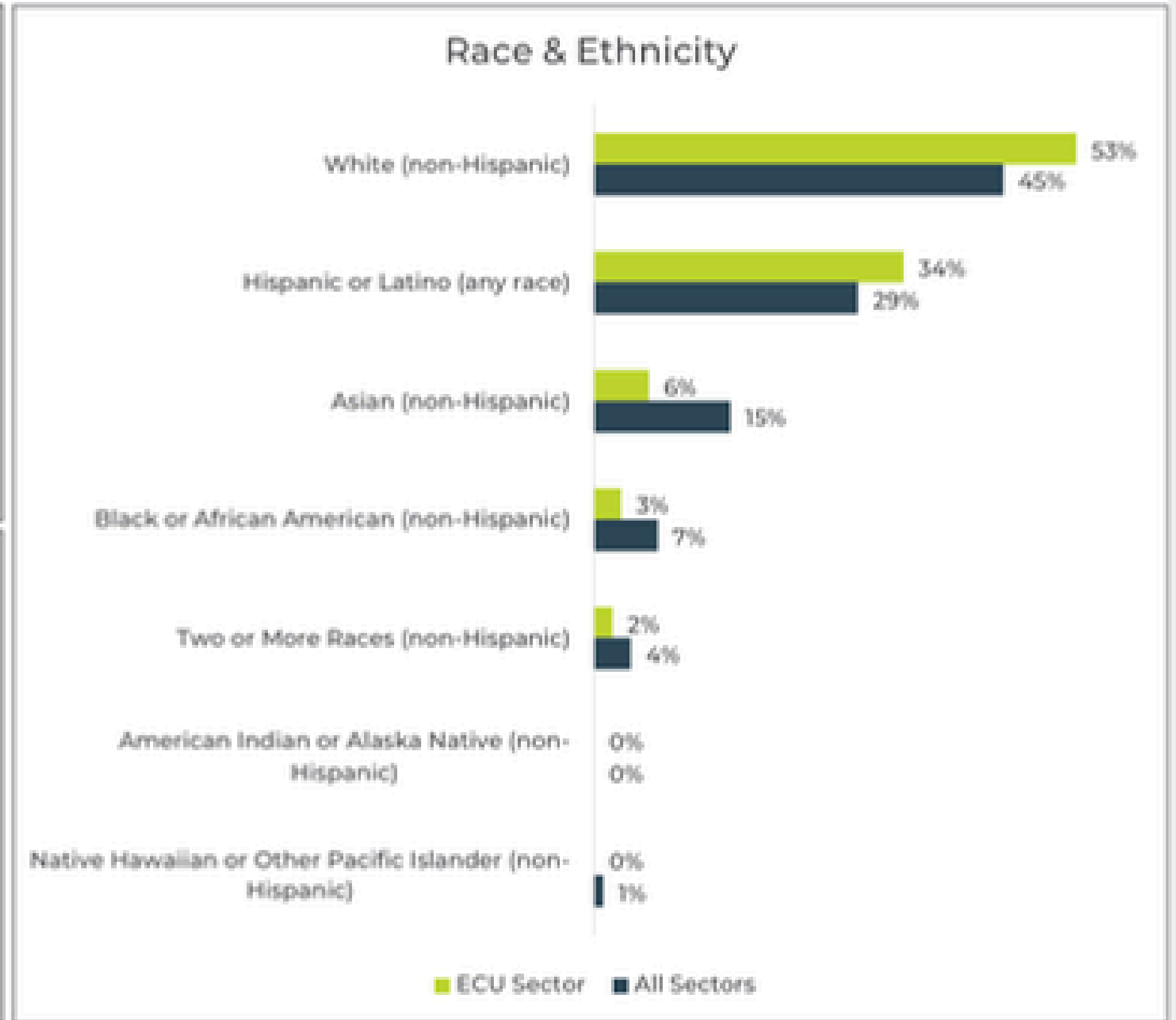
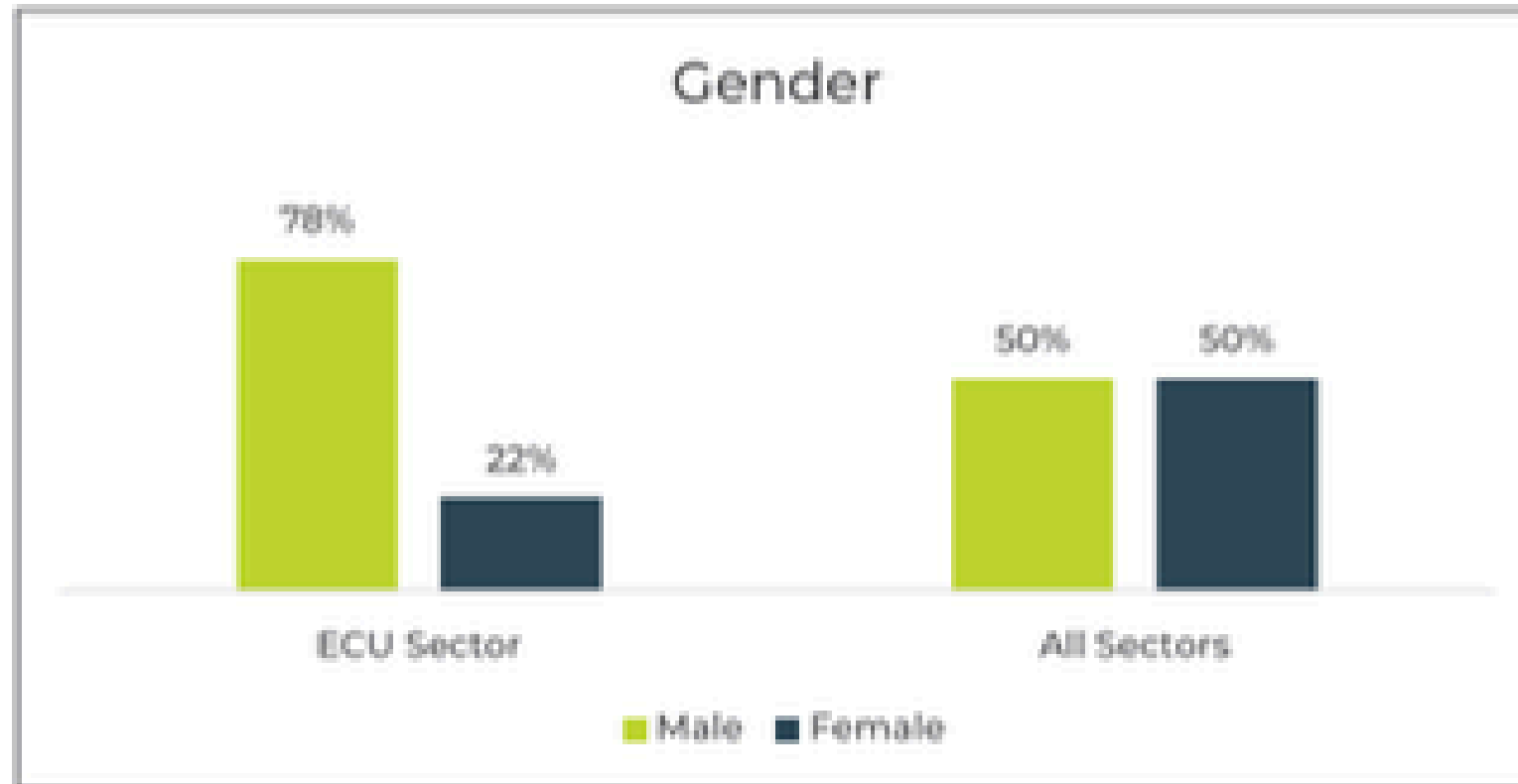
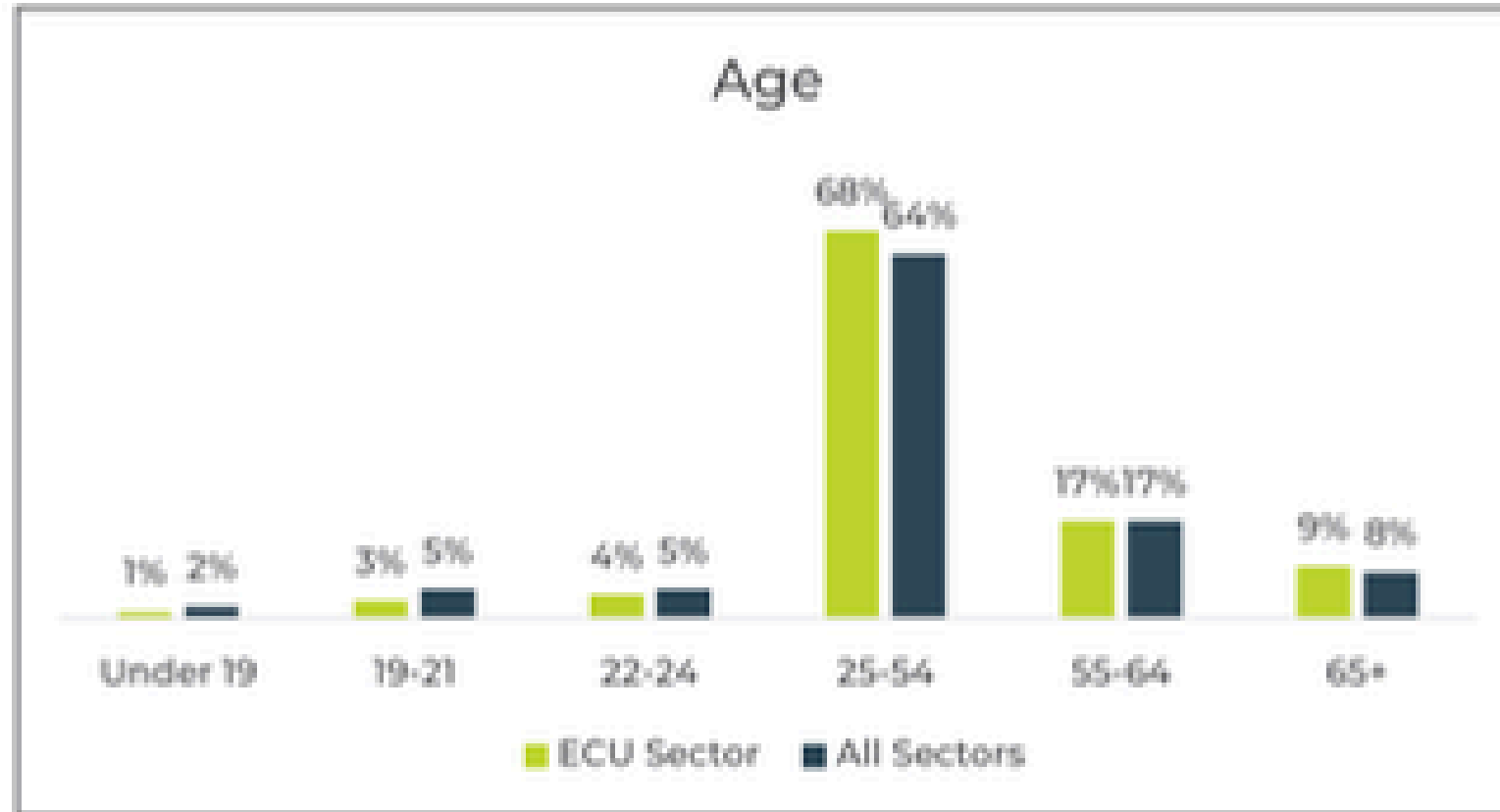
Share of 2024 Jobs



Most Jobs by Group

Occupation	2024 Jobs in Sector	% Total Jobs in Sector
Carpenters	12,217	12,217
Construction Managers	4,663	4,663
Office Clerks, General	3,268	3,268
Heating, Air Conditioning, and Refrigeration Mechanics and Installers	3,175	3,175
Cost Estimators	1,506	1,506
Civil Engineers	2,063	2,063

ECU Workforce Demographics



Top Occupations

Construction
Only


Top Middle-Skill Occupations

Occupation	2024 Jobs	5-Yr Annual Openings	Entry-Level Earnings
Carpenters(A)	13,295	1,106	\$25.60
First-Line Supervisors of Construction Trades and Extraction Workers	13,295	695	\$35.41
Electricians (A)	7,239	863	\$27.17
Plumbers, Pipefitters, and Steamfitters (A)	4,176	423	\$23.70
Operating Engineers and Other Construction Equipment Operators (A)	3,625	360	\$32.01
Construction and Building Inspectors	1,281	149	\$35.39
Sheet Metal Workers (A)	722	75	\$27.42

Occupation	2024 Jobs	5-Yr Annual Openings	Entry-Level Earnings
Glaziers (A)	719	73	\$27.29
Structural Iron and Steel Workers (A)	529	51	\$27.47
Brickmasons and Blockmasons (A)	528	52	\$22.81
Reinforcing Iron and Rebar Workers (A)	154	13	\$22.72
Pile Driver Operators (A)	99	9	\$39.06
Insulation Workers, Mechanical (A)	96	10	\$27.13
Boilermakers (A)	48	5	\$41.49

Top Middle-Skill Occupations

Occupation	% of Jobs in ECU Sector	2024 Jobs All Sectors	2024-2029 % Change	5-Yr Annual Openings	Entry-Level Earnings
Heating, Air Conditioning, and Refrigeration Mechanics and Installers	85%	3,732	8%	382	\$24.69
Electrical Power-Line Installers and Repairers	79%	1,080	14%	119	\$38.06
Solar Photovoltaic Installers	87%	876	32%	150	\$24.98
Telecommunications Line Installers and Repairers	60%	777	3%	76	\$30.13
Control and Valve Installers and Repairers, Except Mechanical Door	83%	310	17%	37	\$37.42
Electrical and Electronics Repairers, Powerhouse, Substation, and Relay	48%	299	7%	29	\$47.92
Mechanical Door Repairers	77%	266	5%	25	\$23.63
Elevator and Escalator Installers and Repairers	86%	182	6%	18	\$53.32
Millwrights (A)	70%	153	8%	15	\$28.81
Wind Turbine Service Technicians	65%	76	35%	14	\$34.52



Other Key Occupations

Below Middle Skill
OR
Earnings below Living
Wage

Occupation	% of Jobs in ECU Sector	2024 Jobs All Sectors	2024-2029 % Change	5-Yr Annual Openings	Entry-Level Earnings
Construction Laborers (A*)	91%	11,451	5%	1,110	\$20.65
Painters, Construction and Maintenance (B)	91%	4,442	5%	407	\$20.40
Drywall and Ceiling Tile Installers (B)	98%	2,914	3%	228	\$27.92
Cement Masons and Concrete Finishers (B)	95%	2,804	3%	227	\$23.85
Roofers (B)	99%	2,272	6%	205	\$26.66
Tile and Stone Setters (B)	87%	892	3%	73	\$19.97
Plasterers and Stucco Masons (B)	94%	750	4%	58	\$23.23
Floor Layers, Except Carpet, Wood, and Hard Tiles (B)	88%	652	4%	53	\$21.89
Helpers--Brickmasons, Blockmasons, Stonemasons, and Tile and Marble Setters (B)	98%	432	2%	52	\$22.91
Fence Erectors (B)	92%	395	0%	33	\$20.65

Job Postings Analysis

- Online advertisements, February 2025-January 2026
- Excludes staffing companies

Online ECU Job Postings

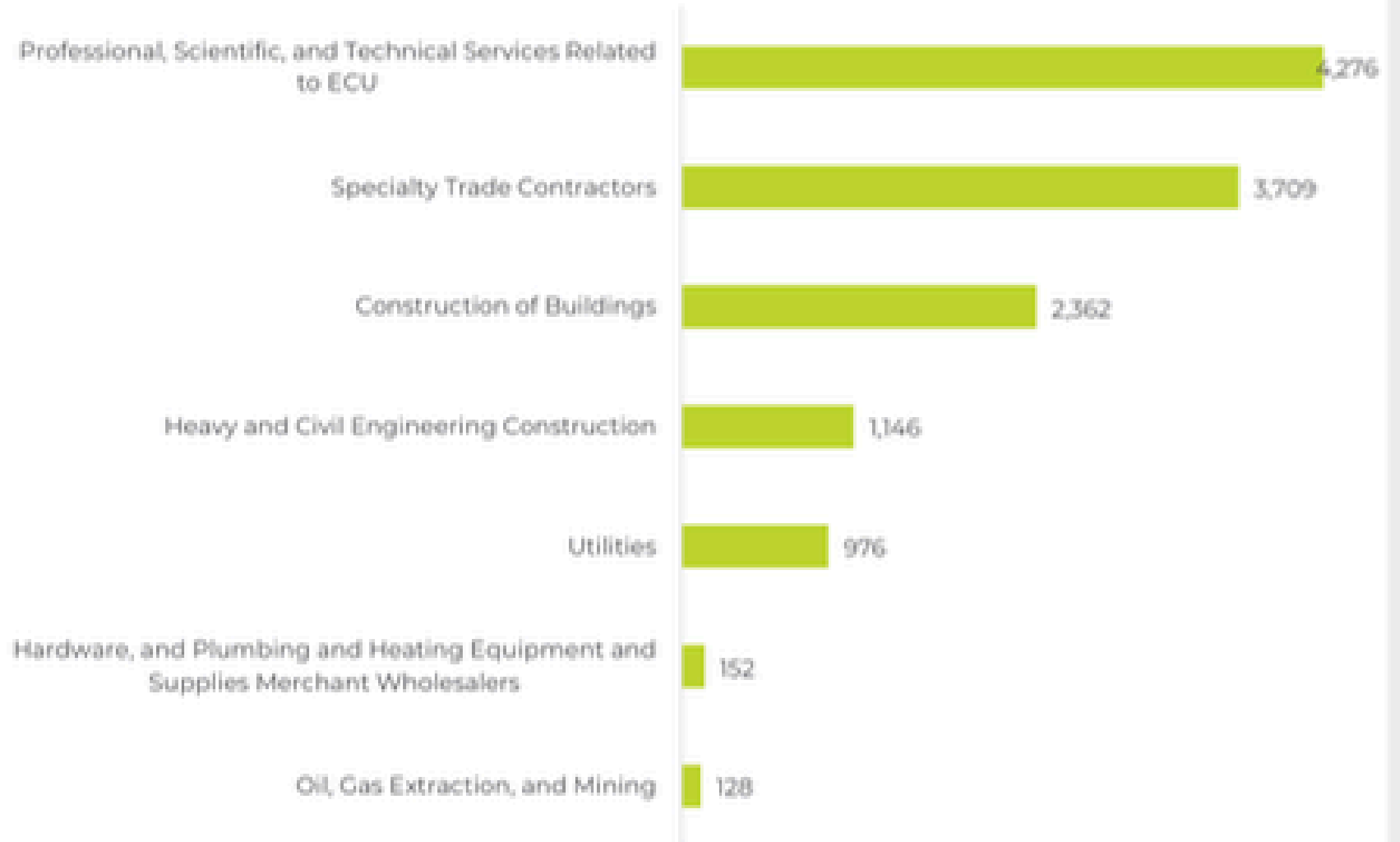
12,749

Unique
Postings

1,779

Companies

Unique Postings by Subsector



Online ECU Job Postings

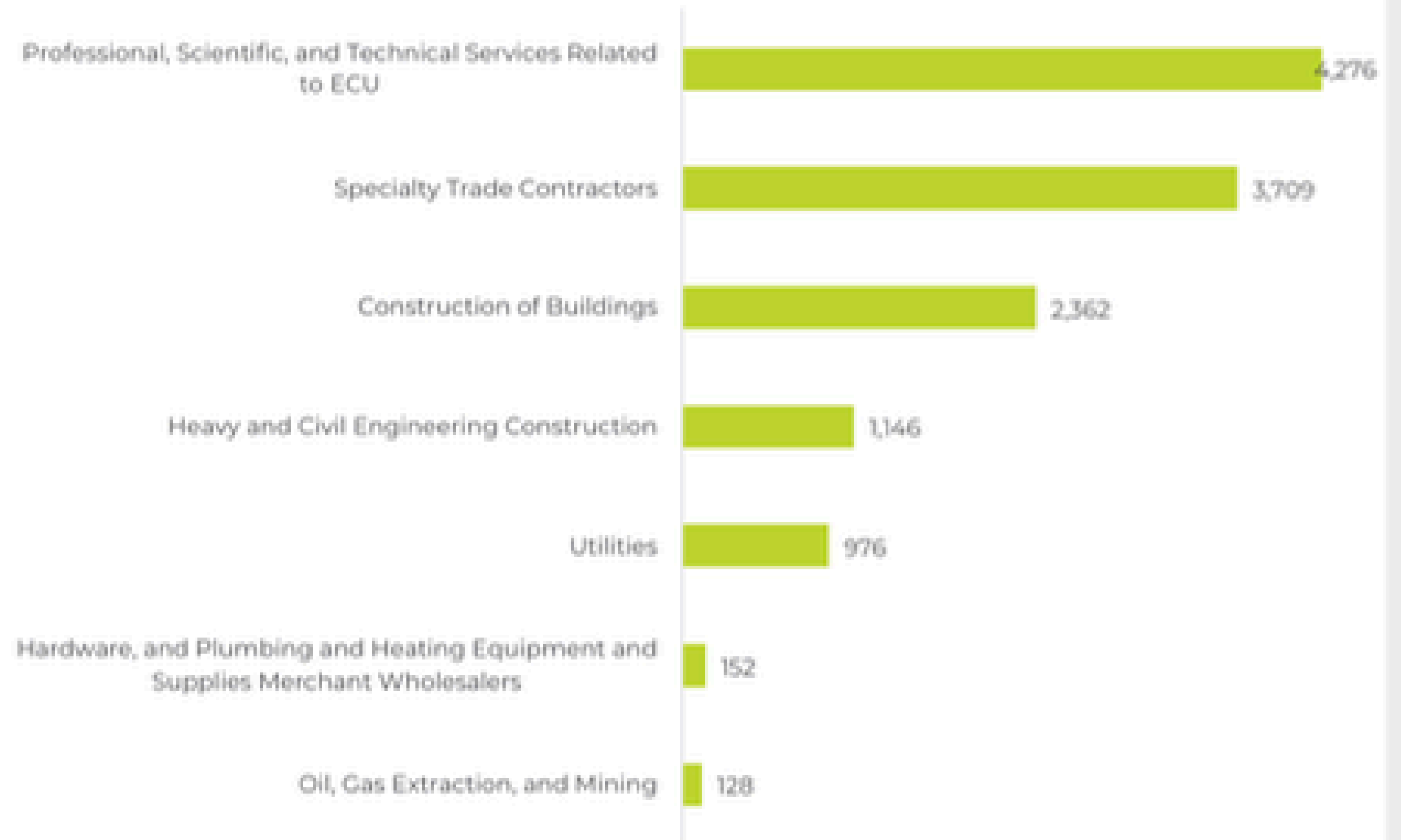
12,749

Unique
Postings

1,779

Companies

Unique Postings by Subsector



Top 10 Companies

Architectural & Engineering Services

- AECOM
- Stantec
- Jacobs Solutions
- HDR
- Amentum
- Brightview
- WSP Global
- Vistra Group
- CDM Smith
- Dodge Construction Network

Specialty Trade Contractors

- Sunrun
- ABM Industries
- Challenge Works
- Royal Electric Company
- Rex Moore Group
- Mark Iii Construction
- Pre
- Department Of Housing And Community Development
- DaBella
- Luxury Bath Technologies Pacific Coast

Construction of Buildings

- Swinerton Builders
- John Stewart Company
- Hensel Phelps
- Clark Pacific
- EMCOR Group
- Lennar
- Sierra Pacific Home & Comfort
- WinnCompanies
- Fluor
- Deacon Construction

Heavy and Civil Engineering Construction

- MasTec
- V3 Electric
- Luster National
- County Of Yolo
- Apex Site Solutions
- CableCom
- Victor
- Teichert Construction Company
- Forgen
- Fibertel

Utilities

- PG&E
- SMUD
- Public Utilities Commission
- Novuss Home
- California Department Of Water Resources
- Freedom Forever
- Liberty Utilities
- Lgcy Power
- UGI
- DTE Energy

Top 10 Occupations

Architectural & Engineering Services

- Civil Engineers
- Project Management Specialists
- Electrical Engineers
- Architectural and Engineering Managers
- Construction and Building Inspectors
- Architectural and Civil Drafters
- Construction Managers
- Mechanical Engineers
- Computer Occupations, All Other
- Geoscientists, Except Hydrologists and Geographers

Specialty Trade Contractors

- Project Management Specialists
- Heating, Air Conditioning, and Refrigeration Mechanics and Installers
- Construction Managers
- Roofers
- Sales Representatives, Wholesale and Manufacturing, Technical and Scientific Products
- Electricians
- Plumbers, Pipefitters, and Steamfitters
- Maintenance and Repair Workers, General
- Sales Representatives, Wholesale and Manufacturing, Except Technical and Scientific Products
- Customer Service Representatives

Construction of Buildings

- Construction Managers
- Project Management Specialists
- Maintenance and Repair Workers, General
- Cost Estimators
- Property, Real Estate, and Community Association Managers
- Civil Engineers
- Carpenters
- Construction Laborers
- Production, Planning, and Expediting Clerks
- Secretaries and Administrative Assistants, Except Legal, Medical, and Executive

Heavy and Civil Engineering Construction

- Project Management Specialists
- Construction Managers
- Sales Representatives, Wholesale and Manufacturing, Technical and Scientific Products
- Occupational Health and Safety Specialists
- Construction Laborers
- Cost Estimators
- Civil Engineers
- First-Line Supervisors of Construction Trades and Extraction Workers
- Laborers and Freight, Stock, and Material Movers, Hand
- Landscaping and Groundskeeping Workers

Utilities

- Project Management Specialists
- Electrical Engineers
- Civil Engineers
- Computer Occupations, All Other
- Sales Representatives, Wholesale and Manufacturing, Technical and Scientific Products
- Managers, All Other
- Electricians
- Construction Managers
- Buyers and Purchasing Agents
- Plant and System Operators, All Other

Top 10 Specialized Skills

Architectural & Engineering Services	Specialty Trade Contractors	Construction of Buildings	Heavy and Civil Engineering Construction	Utilities
<ul style="list-style-type: none">• Project Management• Construction• Business Development• Civil Engineering• Construction Management• AutoCAD• Marketing• Good Driving Record• Autodesk Revit• Wastewater	<ul style="list-style-type: none">• Construction• Project Management• HVAC• Lifting Ability• Good Driving Record• Subcontracting• Plumbing• Warehousing• Roofing• Accounting	<ul style="list-style-type: none">• Construction• Project Management• Subcontracting• Construction Management• Change Orders• Marketing• Accounting• Project Schedules• Submittals (Construction)• Carpentry	<ul style="list-style-type: none">• Construction• Project Management• Construction Management• Good Driving Record• Telecommunications• Subcontracting• Auditing• Continuous Improvement Process• Hand Tools• Change Orders	<ul style="list-style-type: none">• Project Management• Construction• Finance• Electric Power Distribution• Asset Management• Accounting• Process Improvement• Contract Management• Data Analysis• Procurement

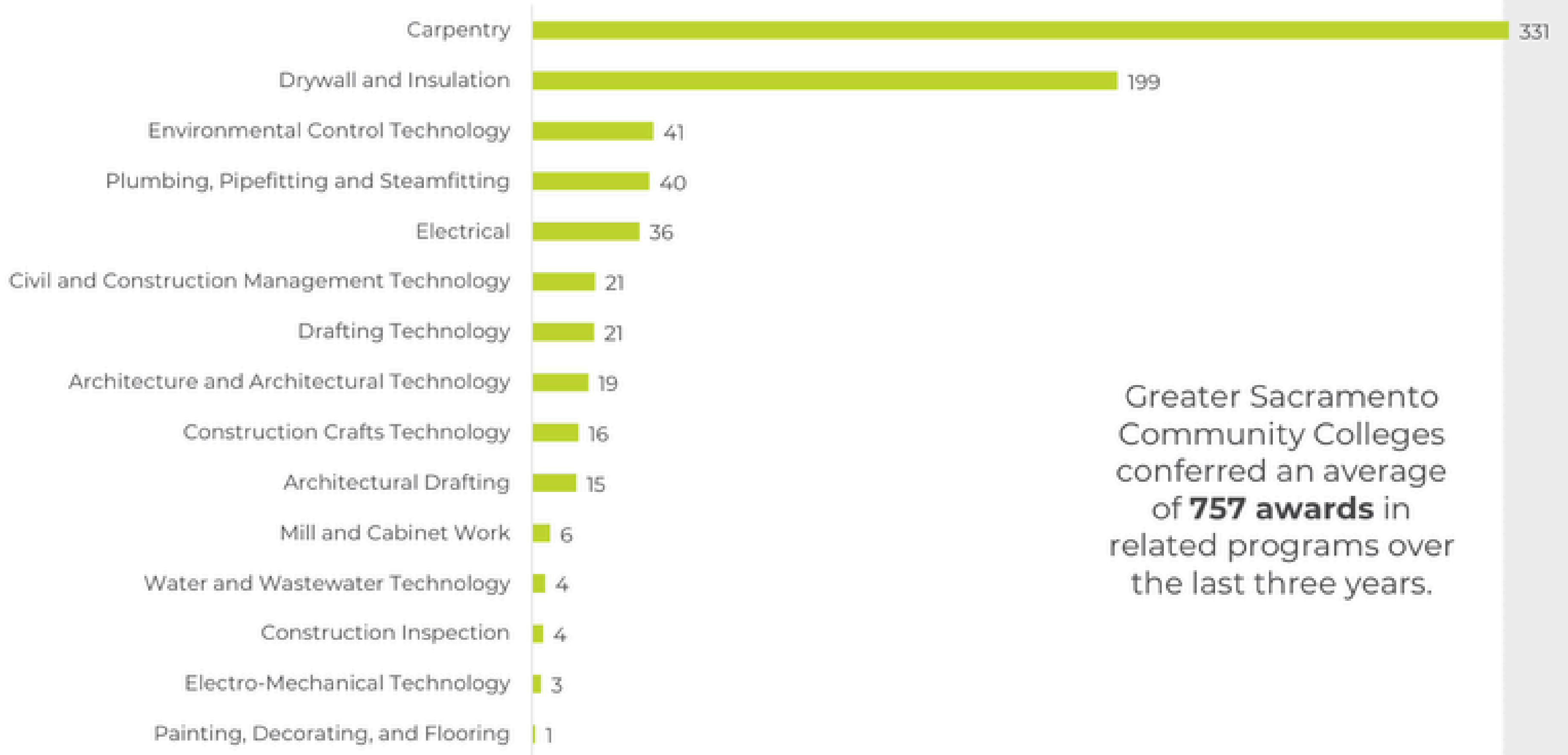
Most Desired Transferable Skills Across All Subsectors



Community College Programs & Supply

American River College	Cosumnes River College	Folsom Lake College	Sacramento City College	Sierra College	Woodland Community College
Acoustical Installer Apprenticeship	ADT: Building Information Modeling (BIM)	Water/Wastewater Management	Architectural/ Structural Design	Construction Fundamentals	Drinking Water and Wastewater Technology
Carpenter Apprenticeship	ADT: Interior Building Architecture		CAD Technology	Construction Management	
Design Technology	Architecture: Architectural Technology		Engineering Design Technology	Drafting and Engineering Support: Architectural/Civil	
Drywall/Lathing Apprenticeship	Building Inspection Technology		Mechanical (HVAC/Piping/ Plumbing Systems)		
Electrical Apprenticeship	Construction		Mechanical Systems Technician		
Elevator Apprenticeship	Construction Management Technology		Mechanical-Electrical Technology		
Hardwood Floor Layer Apprenticeship	Green Buildings				
Insulator Apprenticeship	Solar Installers				
Ironworkers Apprenticeship					
Mill and Cabinet Maker Apprenticeship					
Office Modular Systems Apprenticeship					
Pile Driver Apprenticeship					
Plumbers/Pipefitters Apprenticeship					
Refrigeration Service Technician Apprenticeship					
Residential/Commercial Electrician Trainee					
Scaffold Erector Apprenticeship					
Sheet Metal Apprenticeship					
Sheet Metal Service Technician Apprenticeship					
Shingler					

Average Annual Community College Awards



Greater Sacramento Community Colleges conferred an average of **757 awards** in related programs over the last three years.



Thank You!

Ebony J. Benzing, Director

North (Greater Sacramento) Center of
Excellence for Labor Market Research

ebony.benzing@losrios.edu

Visit Our Website:

[Home - Centers of Excellence for Labor Market
Research](#)

Or <https://coeccc.net>

Related Resources

Apprenticeships in the NFN:

- <https://coeccc.net/far-north/2026/01/unlocking-registered-apprenticeship-growth-potential/>

Priority Jobs and Programs in Greater Sacramento

- <https://coeccc.net/greater-sacramento/2025/08/priority-jobs-and-programs-in-greater-sacramento/>

Program Recommendations

- <https://coeccc.net/greater-sacramento/2025/06/drywaller-and-insulation-worker/>
- <https://coeccc.net/greater-sacramento/2025/06/pile-driver-operator/>
- <https://coeccc.net/greater-sacramento/2025/06/millwright/>
- <https://coeccc.net/greater-sacramento/2025/06/carpentry/>

Data Sources & Notes

- Traditional labor market information data is sourced from Lightcast, a labor market analytics firm. Lightcast's occupational employment data are based on final Lightcast industry data and final Lightcast staffing patterns. Wage estimates are based on Occupational Employment Statistics (QCEW and non-QCEW employee classes of worker) and the American Community Survey (self-employed and extended proprietors). For more information, see <https://lightcast.io/>.
- The Bureau of Labor Statistics (BLS) provides information about education and training requirements for hundreds of occupations. BLS uses a system to assign categories for entry-level education, work experience in a related occupation, and typical on-the-job training to each occupation for which BLS publishes projections data. For more information, visit <https://www.bls.gov/emp/documentation/education/tech.htm>.
- The CCCCO Management Information Systems (MIS) Data Mart provides information about students, courses, student services, outcomes, and faculty and staff. For more information, visit <https://datamart.cccco.edu>.
- The Chancellor's Office Curriculum Inventory System (COCI) collects data on courses and programs offered by the California Community Colleges. For more information, visit <https://coci2.ccctechcenter.org/>.
- The National Center for Education Statistics (NCES) Integrated Postsecondary Education Data System (IPEDS) collects data from providers of postsecondary education, including the number of postsecondary awards earned (completions). For more information, visit <https://nces.ed.gov/ipeds/use-the-data/survey-components/7/completions>.
- The CCCCO Energy, Construction, and Utilities sector consists of 83 distinct industry codes; for a full list of industry codes, please contact the COE.

Detailed Industry Data

4-DIG NAICS	Subsector Description	2014 Jobs	2024 Jobs	2029 Jobs	2014-2024 Change	2014-2029 % Change	2024 - 2029 Change	2024 - 2029 % Change	Avg. Earnings Per Job	2024 Establishments
211, 212, 213	Oil, Gas Extraction, and Mining	721	345	332	(376)	(52%)	(38)	(4%)	\$111,133	44
2111	Oil and Gas Extraction	46	3	1	(43)	(94%)	(2)	(61%)	\$219,419	3
212	Coal, Metal Ore, and Nonmetallic Mineral Mining and Quarrying	263	101	76	(152)	(60%)	(25)	(25%)	\$100,456	17
2131	Support Activities for Mining	423	242	256	(181)	(43%)	14	6%	\$114,356	24
221	Utilities	2,618	5,782	6,990	3,164	121%	1,208	21%	\$111,133	80
2211	Electric Power Generation, Transmission, and Distribution	946	1,633	2,312	687	73%	679	42%	\$203,662	65
2212	Natural Gas Distribution	1,679	4,101	4,615	2,428	145%	512	12%	\$224,165	9
2213	Water, Sewage, and Other Systems	0	48	64	48	N/A	15	32%	\$113,494	6
236	Construction of Buildings	17,524	24,559	25,782	7,034	40%	1,223	5%	\$111,133	2,412
2361	Residential Building Construction	12,952	17,458	18,355	5,107	41%	896	5%	\$77,923	2,014
2362	Nonresidential Building Construction	5,179	7,100	7,427	1,927	37%	327	5%	\$133,203	399
237	Heavy and Civil Engineering Construction	6,092	9,526	10,200	3,475	57%	674	7%	\$111,133	362
2371	Utility System Construction	2,401	5,342	5,964	2,941	122%	642	12%	\$138,609	185
2372	Land Subdivision	440	214	103	(226)	(51%)	(111)	(52%)	\$169,492	53
2373	Highway, Street, and Bridge Construction	2,698	3,190	3,335	492	18%	145	5%	\$141,968	77
2379	Other Heavy and Civil Engineering Construction	512	780	779	268	52%	(2)	(0%)	\$134,569	48
238	Specialty Trade Contractors	43,410	65,645	68,941	22,236	51%	3,296	5%	\$111,133	4,675
2381	Foundation, Structure, and Building Exterior Contractors	9,623	14,067	14,846	6,444	67%	779	5%	\$63,361	954
2382	Building Equipment Contractors	14,934	26,194	28,515	11,260	75%	2,321	9%	\$97,749	1,834
2383	Building Finishing Contractors	11,179	14,732	15,015	3,553	32%	284	2%	\$74,623	1,262
2389	Other Specialty Trade Contractors	7,673	8,652	8,564	979	13%	(88)	(1%)	\$82,584	585
423	Hardware, and Plumbing and Heating Equipment and Supplies Merchant Wholesalers	886	1,254	1,218	368	42%	(36)	(3%)	\$111,133	104
4237	Hardware, and Plumbing and Heating Equipment and Supplies Merchant Wholesalers	886	1,254	1,218	368	42%	(36)	(3%)	\$118,191	104
541	Professional, Scientific, and Technical Services Related to EOU	10,176	11,653	11,667	1,477	15%	15	0%	\$111,133	1,081
5413	Architectural, Engineering, and Related Services	9,459	10,814	10,793	1,355	14%	(22)	(0%)	\$129,149	985
5414	Specialized Design Services	717	839	875	122	17%	36	4%	\$53,505	87
	Greater Sacramento Totals	81,387	118,764	125,131	37,377	46%	6,367	5%	\$103,473	8,758

Source: Lightcast 2025.4, QCEW, Non-QCEW, and Self-employed.

Middle-Skill Job Outlook

SOC	Description	2024 Jobs in ECU	Share of Jobs in ECU Sector	2024 Jobs	2024 - 2029 % Change	Avg. Annual Openings	Pct. 25 Hourly Earnings
47-2031	Carpenters	12,217	92%	13,295	1%	1,106	\$25.60
47-1011	First-Line Supervisors of Construction Trades and Extraction Workers	6,084	82%	13,295	6%	695	\$35.41
47-2111	Electricians	6,441	89%	7,239	13%	863	\$27.17
47-2152	Plumbers, Pipefitters, and Steamfitters	3,757	90%	4,176	7%	423	\$23.70
47-2073	Operating Engineers and Other Construction Equipment Operators	2,083	57%	3,625	7%	360	\$32.01
47-4011	Construction and Building Inspectors	409	32%	1,281	4%	149	\$35.39
47-2211	Sheet Metal Workers	572	79%	722	6%	75	\$27.42
47-2121	Glaziers	663	92%	719	3%	73	\$27.29
47-2221	Structural Iron and Steel Workers	499	94%	529	5%	51	\$27.47
47-2021	Brickmasons and Blockmasons	508	96%	528	9%	52	\$22.81
47-2171	Reinforcing Iron and Rebar Workers	150	97%	154	3%	13	\$22.72
47-2072	Pile Driver Operators	98	98%	99	2%	9	\$39.06
47-2132	Insulation Workers, Mechanical	89	93%	96	9%	10	\$27.13
47-2011	Boilermakers	40	83%	48	3%	5	\$41.49

Source: Lightcast 2025.4, QCEW, Non-QCEW, and Self-employed.

CONSTRUCTION, TRADES, AND UTILITIES ADVISORY

Guest Speaker

Hannah Tschudin

Sacramento Area Council of Governments
(SACOG)

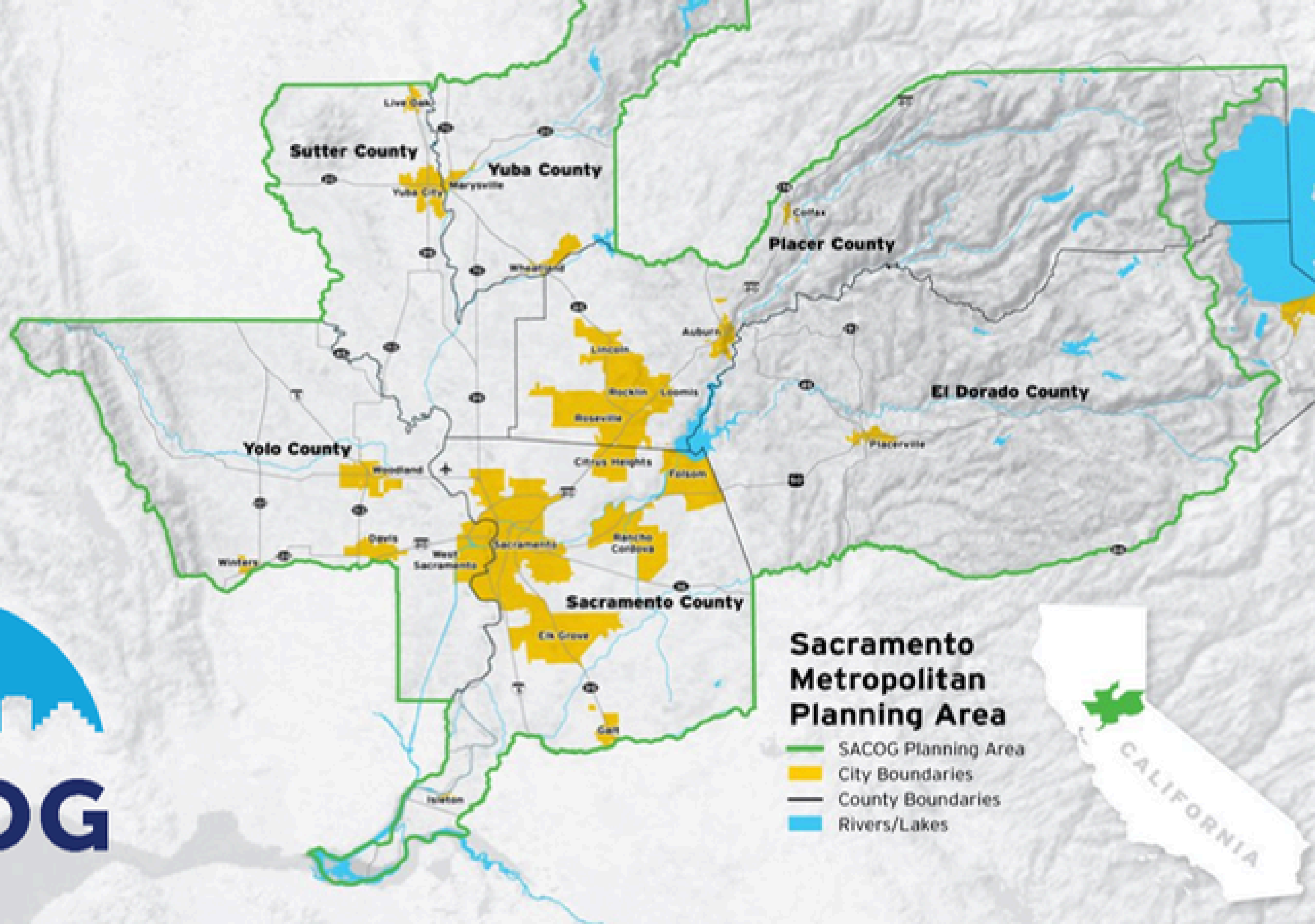
Planner



Green Means Go

CONSTRUCTION TRADES AND UTILITIES ADVISORY COMMITTEE

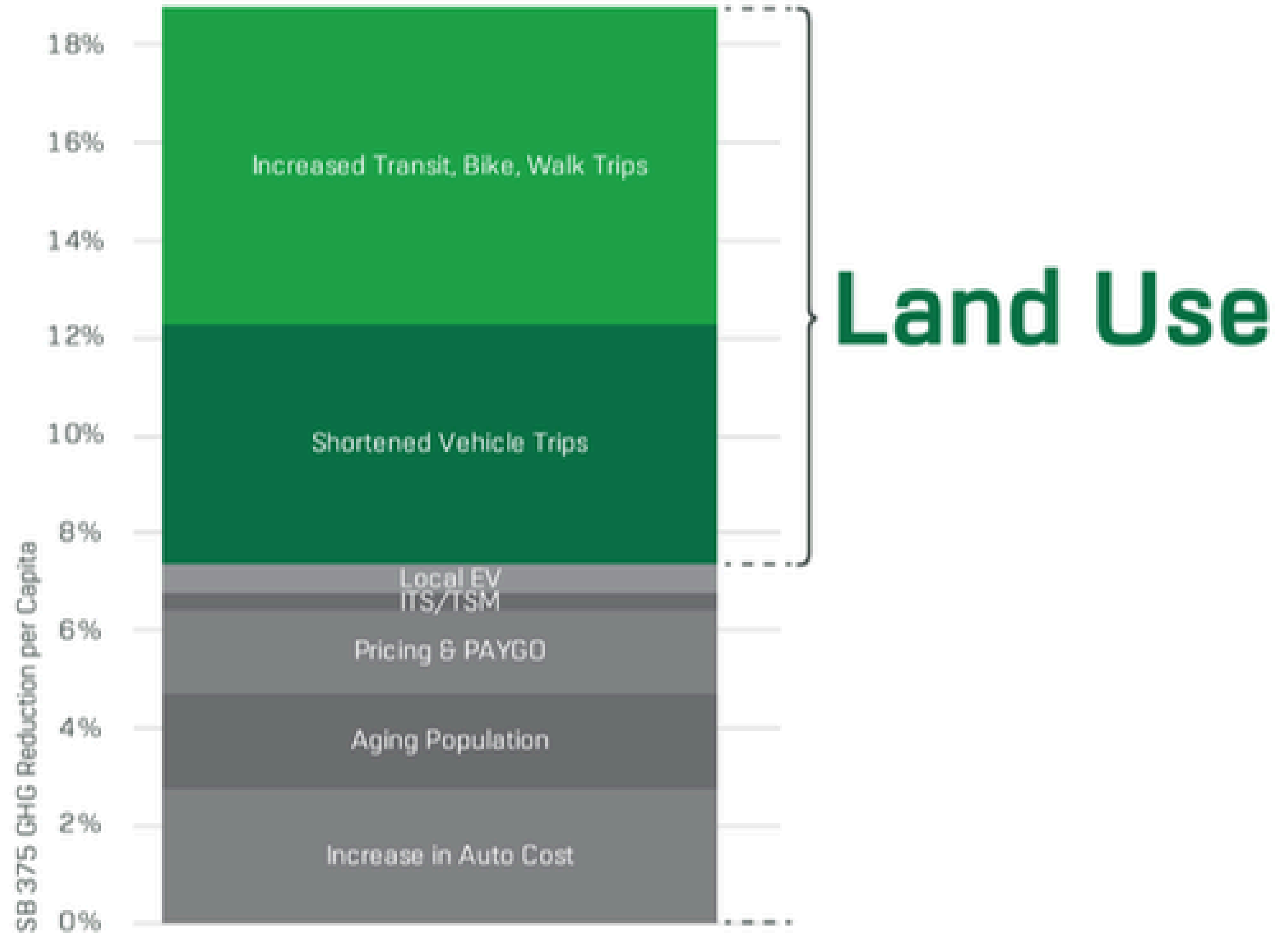




Program Origins



Key Factors Contributing to 19% GHG Reduction

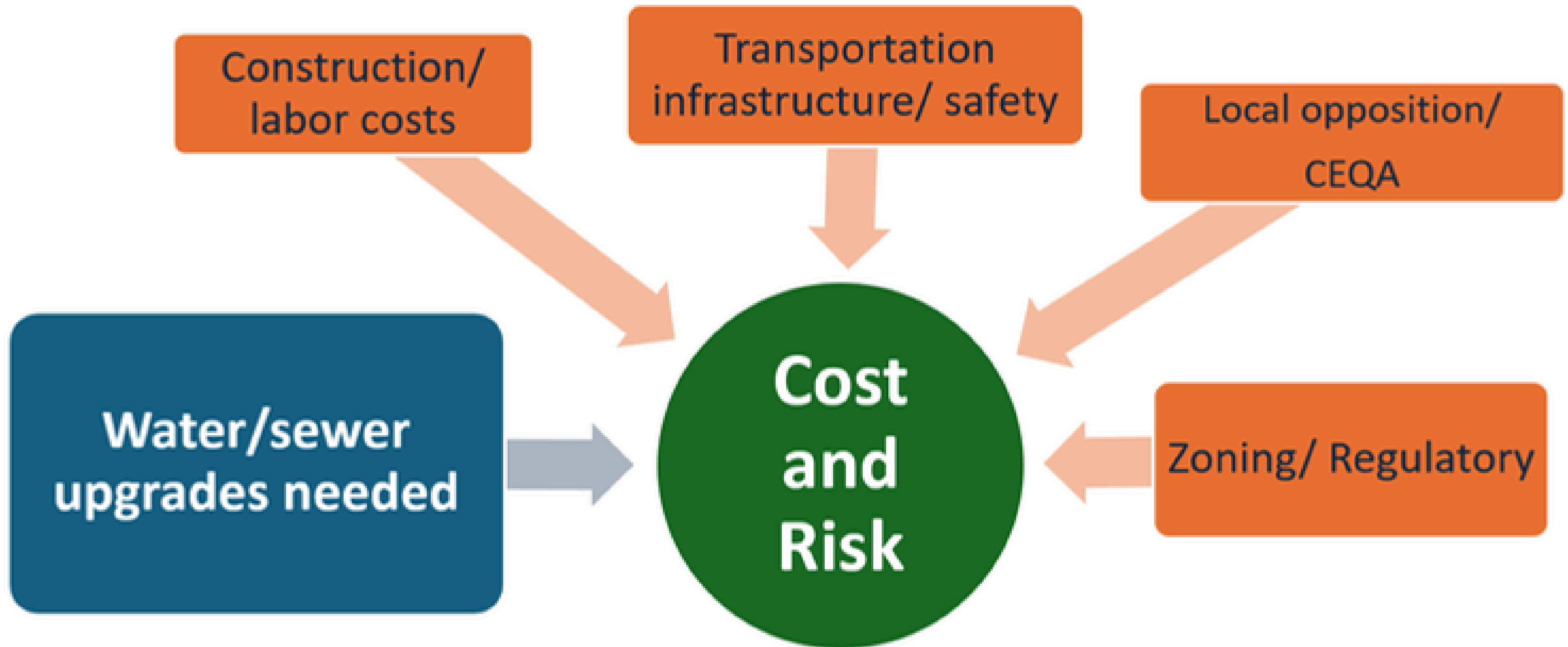


A composite image showing a city skyline in the background with a large mural of a man in a suit. In the foreground, there is a sign for 'San Juan Motel' with 'VACANCY' and 'MOTEL' written on it. The sign is partially obscured by a large, curved, semi-transparent grey shape that also contains the text 'BUT IN MANY PLACES, IT ISN'T HAPPENING'.

THIS GROWTH AND
REVITALIZATION IS
HAPPENING IN SOME PLACES

BUT IN MANY PLACES,
IT ISN'T HAPPENING

Here's some of the reasons why



What is Green Means Go?

New Housing in Infill
Areas with Emphasis on
Product Type Diversity
and Affordability

Infill More
Generally

Job Growth

Breathe New Life
into Disinvested
Corridors

Infrastructure
Investment

Green Zone
Revitalization

Green Zones

- Locally nominated
- Board/council resolutions
- 26/28 jurisdictions



SUPPORT FOR GREEN MEANS GO

Statewide Organizations

- California Alliance for Jobs
- California State Council of Laborers

Local Organizations

- Mercy Housing
- North State Building Industry Association
- Power Inn Alliance
- Placer County Transportation Planning Agency
- Sacramento Asian Pacific Chamber of Commerce

- Sacramento Association of Realtors
- Sacramento Black Chamber of Commerce
- Sacramento Hispanic Chamber of Commerce
- Sacramento Metropolitan Chamber of Commerce
- South Lake Tahoe Association of Realtors

- Sierra's Building & Construction Trades Council
- Valley Vision
- WALKSacramento
- Yolo County Association of Realtors

Local Jurisdictions

Cities

- Auburn
- Citrus Heights
- Colfax
- Davis
- Elk Grove
- Folsom
- Galt
- Isleton
- Lincoln
- Live Oak
- Loomis

- Marysville
- Placerville
- Rancho Cordova
- Rocklin
- Roseville
- Sacramento
- West Sacramento
- Wheatland
- Winters
- Woodland
- Yuba City

Counties

- El Dorado County
- Placer County
- Sacramento County
- Sutter County
- Yolo County
- Yuba County



SUCCESSFULLY SECURED OVER \$60 MILLION IN FUNDING

**REAP 1:
\$6.76
Million**

**SGC Early
Activation:
\$3.2 Million**

**REAP 2:
\$29.3
Million**

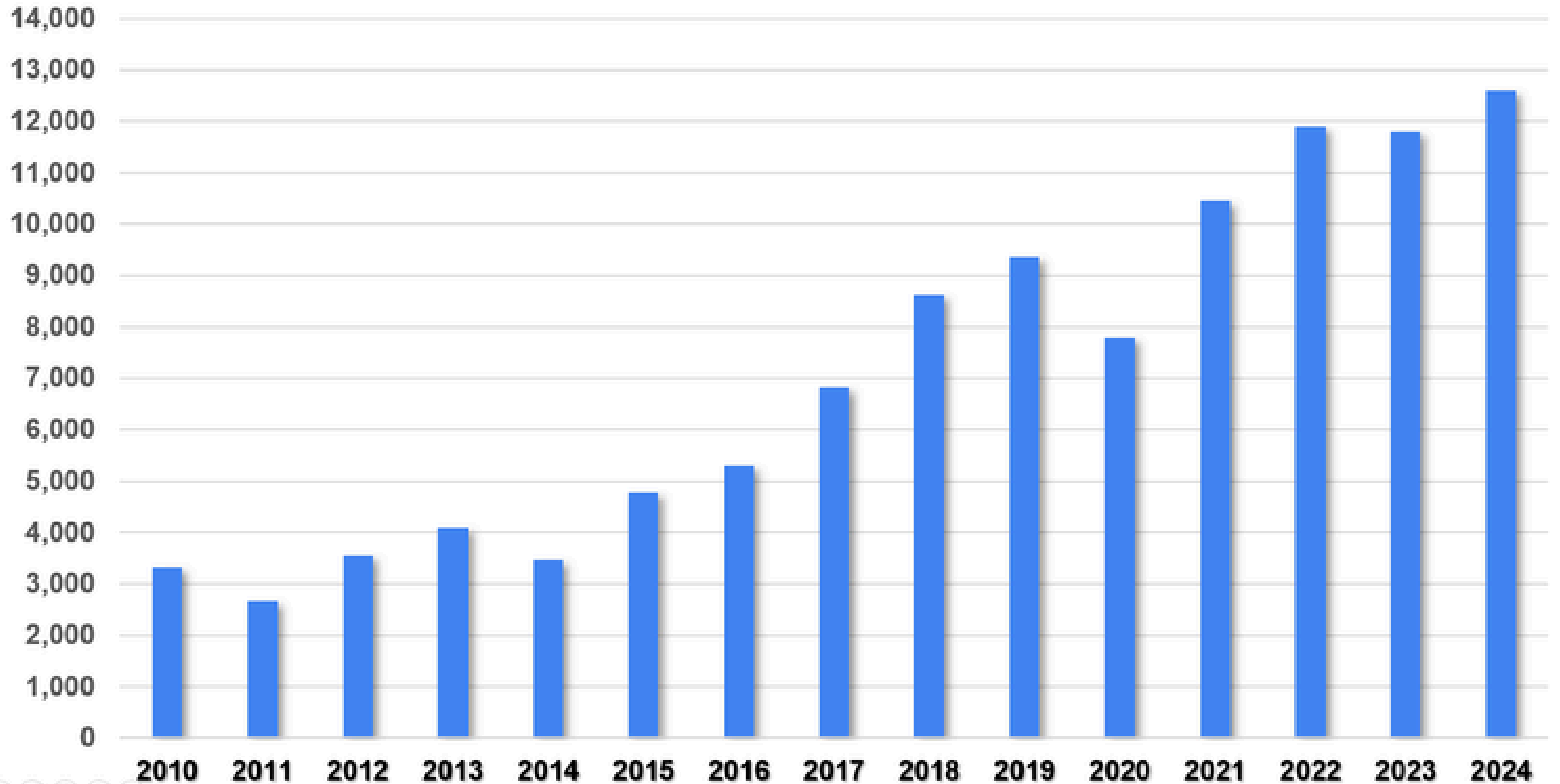
**RCN: \$22.5
Million**



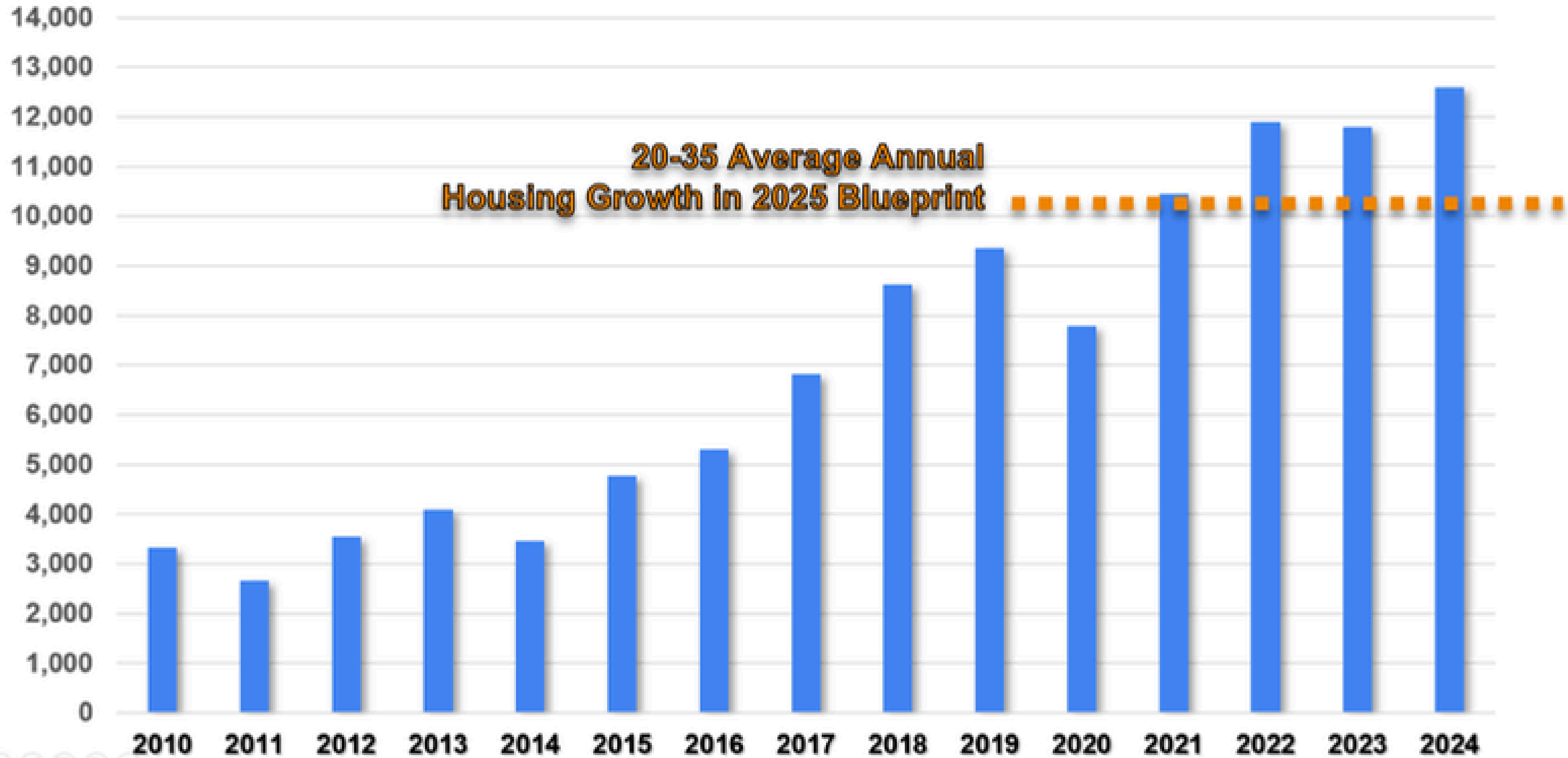
Five Years of Green Means Go



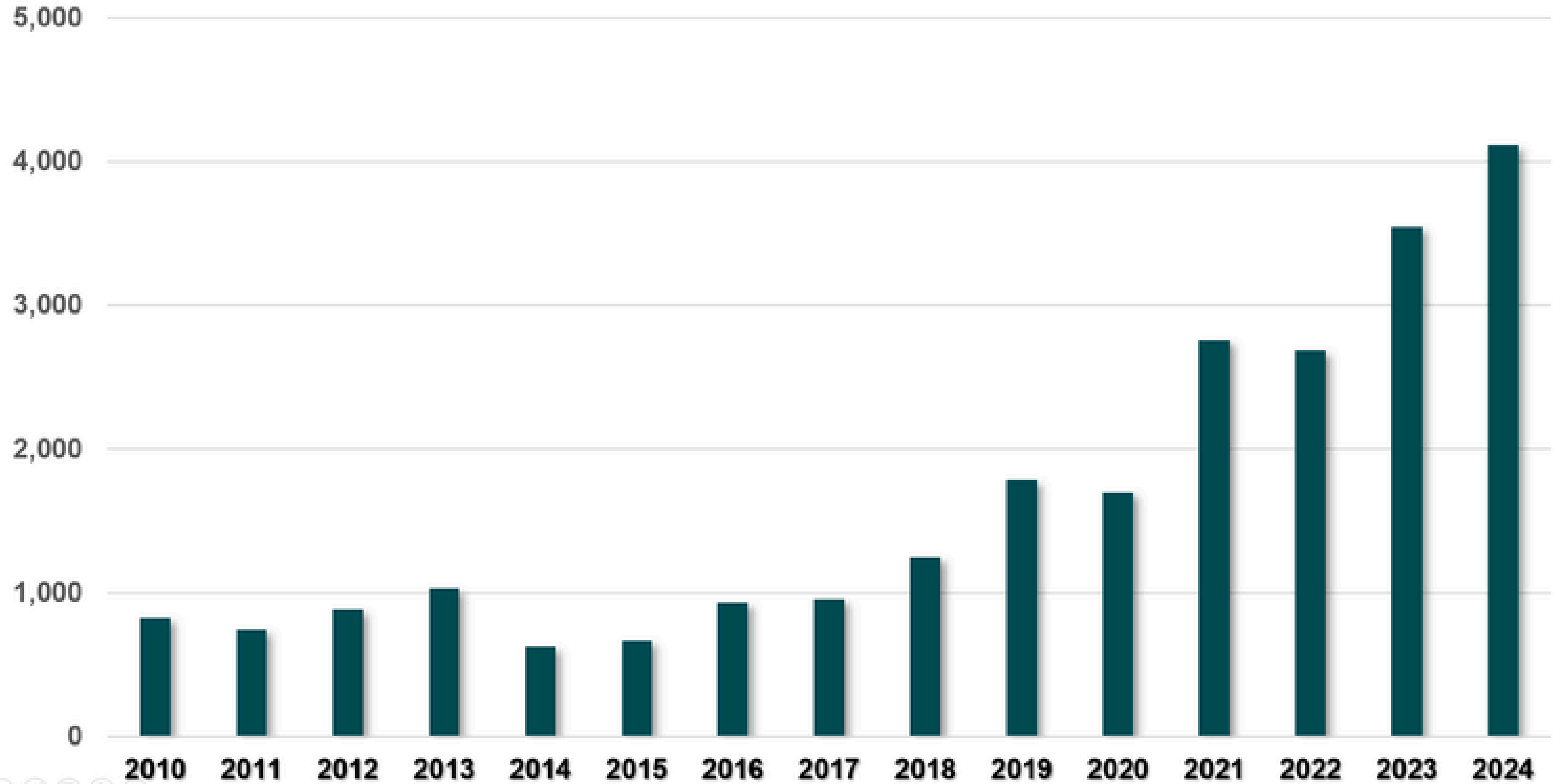
Completed Housing Permits



Completed Housing Permits

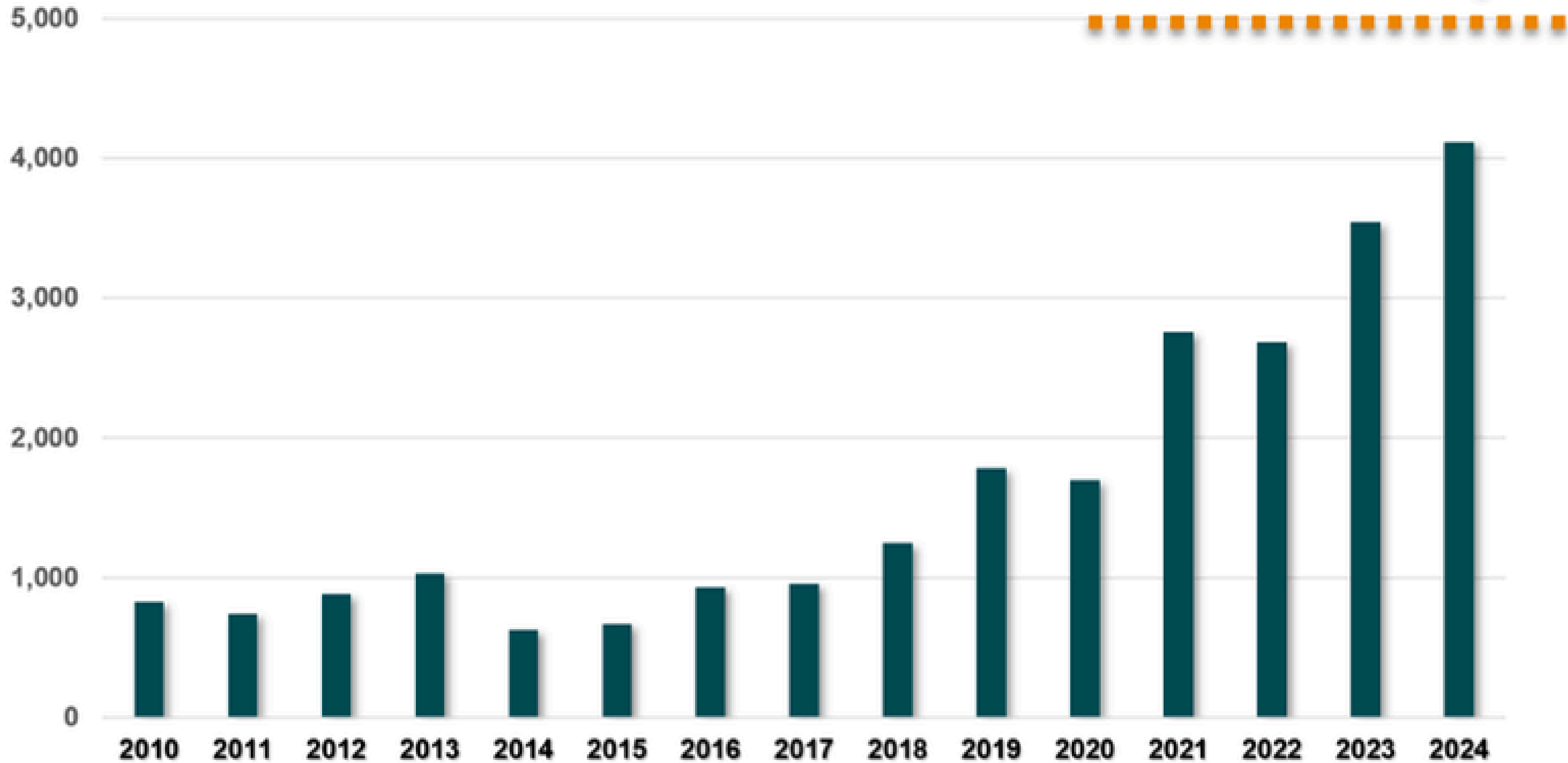


Completed Attached Housing Permits

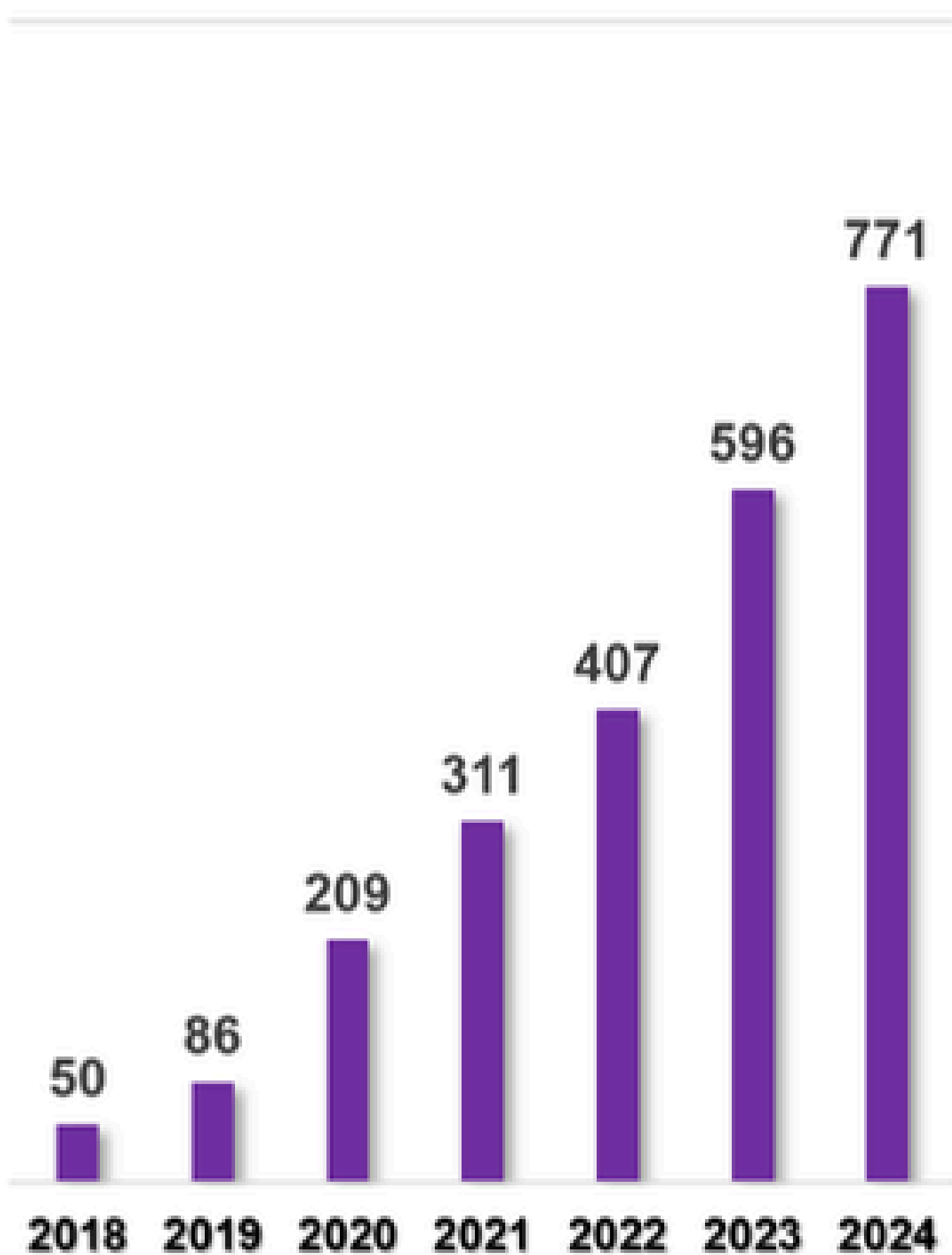


Completed Attached Housing Permits

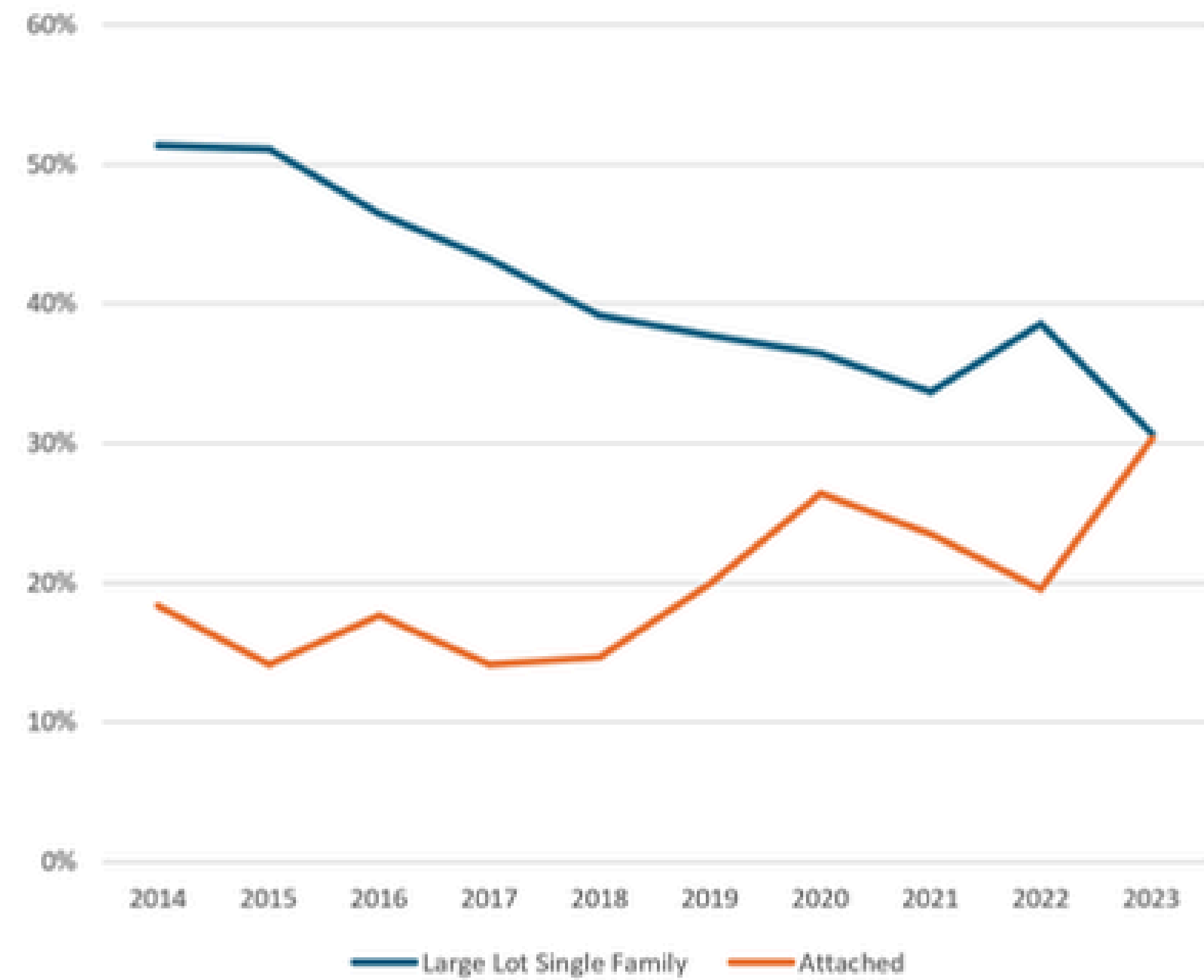
**20-35 Average Annual
in 2025 Blueprint**



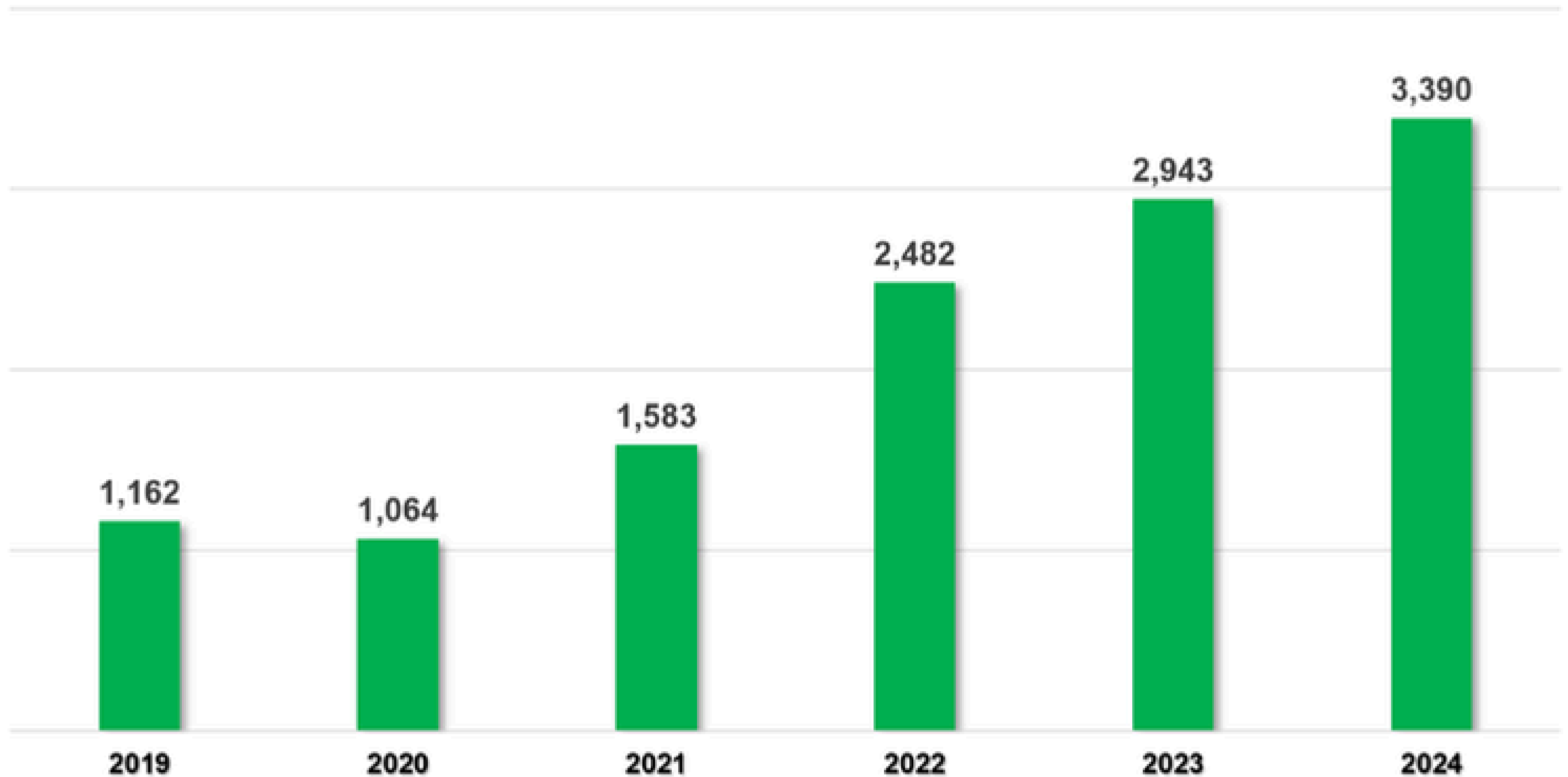
Completed ADUs



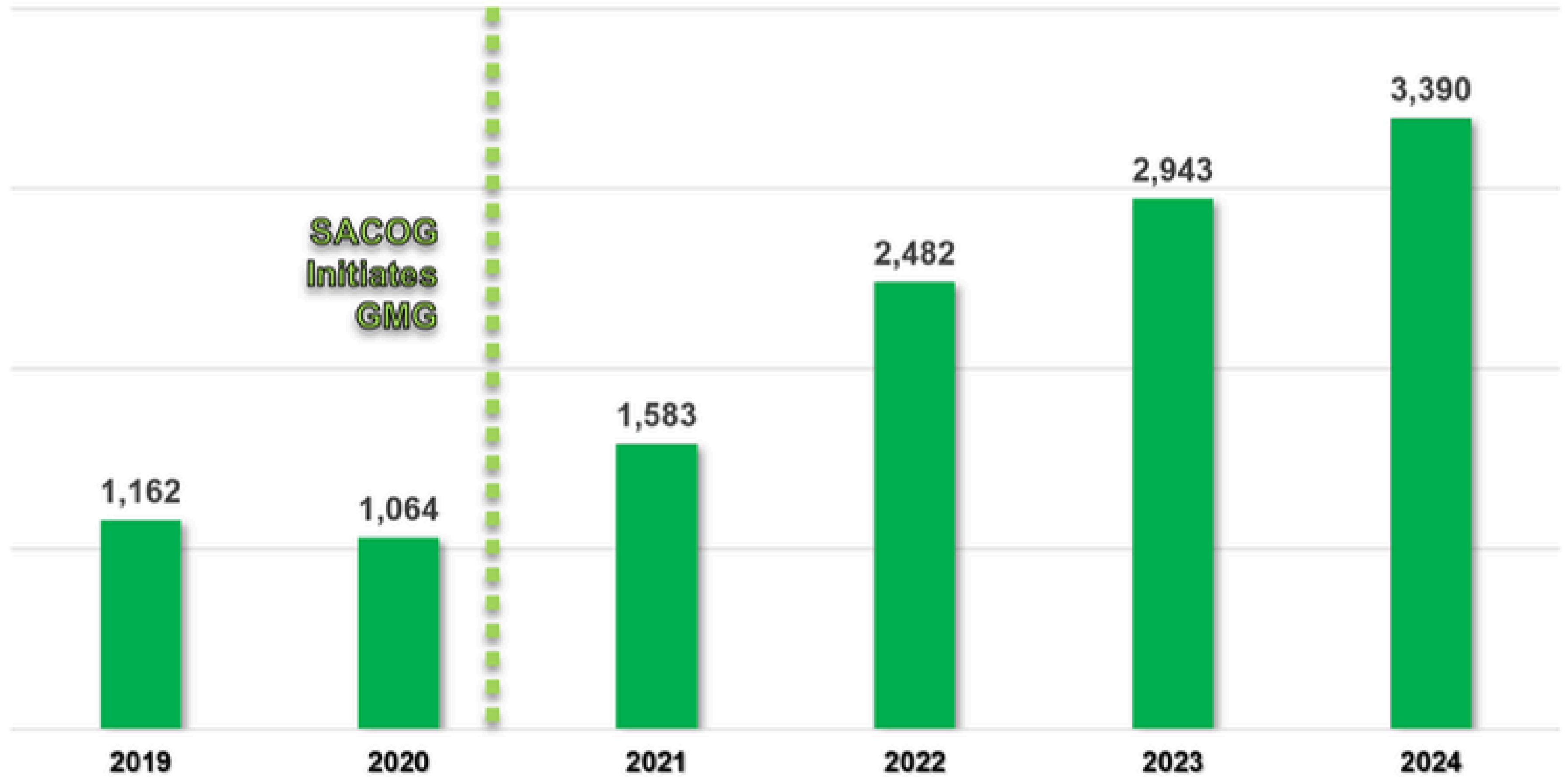
Proportion of Completed Permits by Product Type



Completed Permits in Green Zones

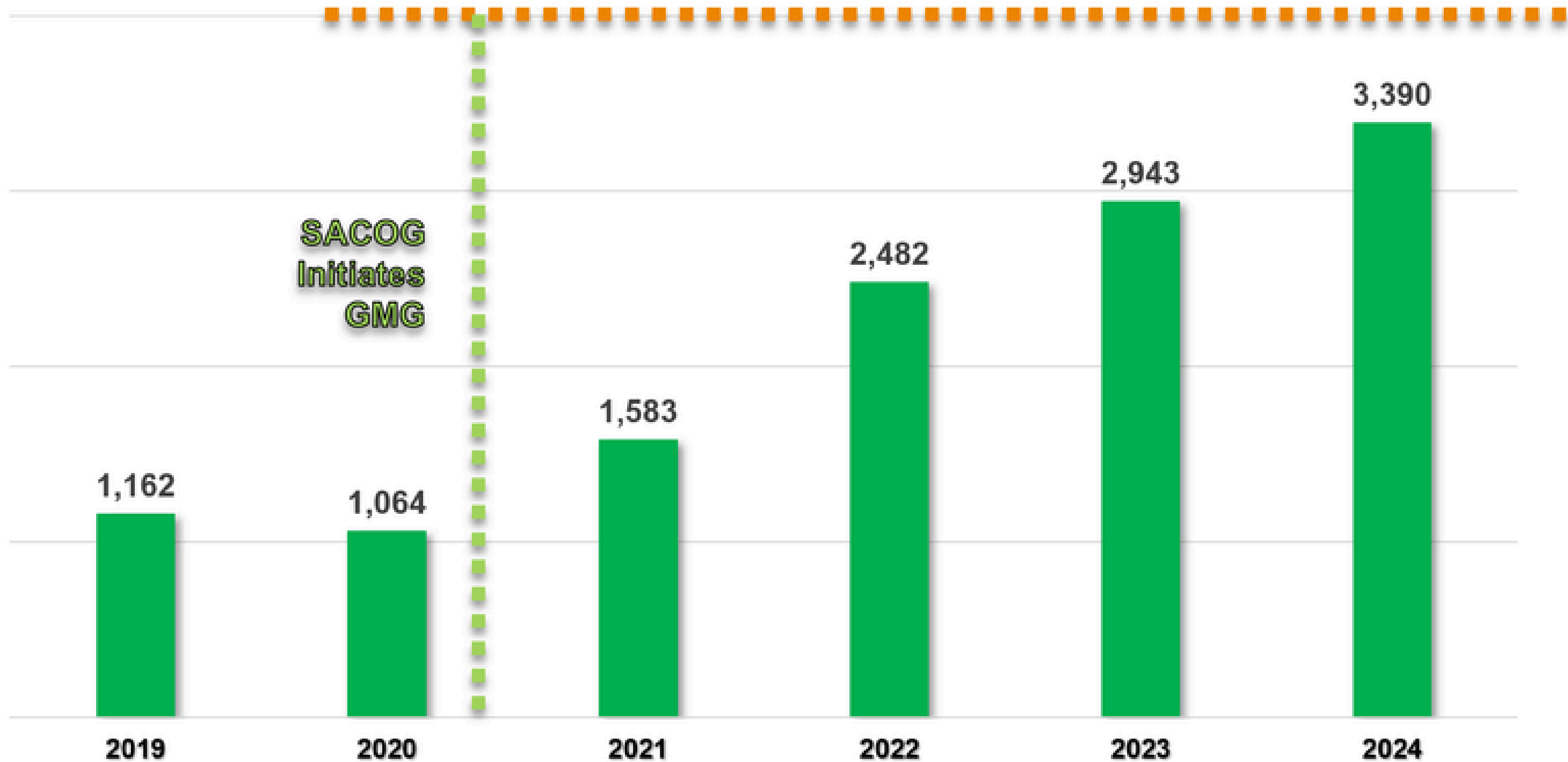


Completed Permits in Green Zones



Completed Permits in Green Zones

20-35 Average Annual
in 2025 Blueprint

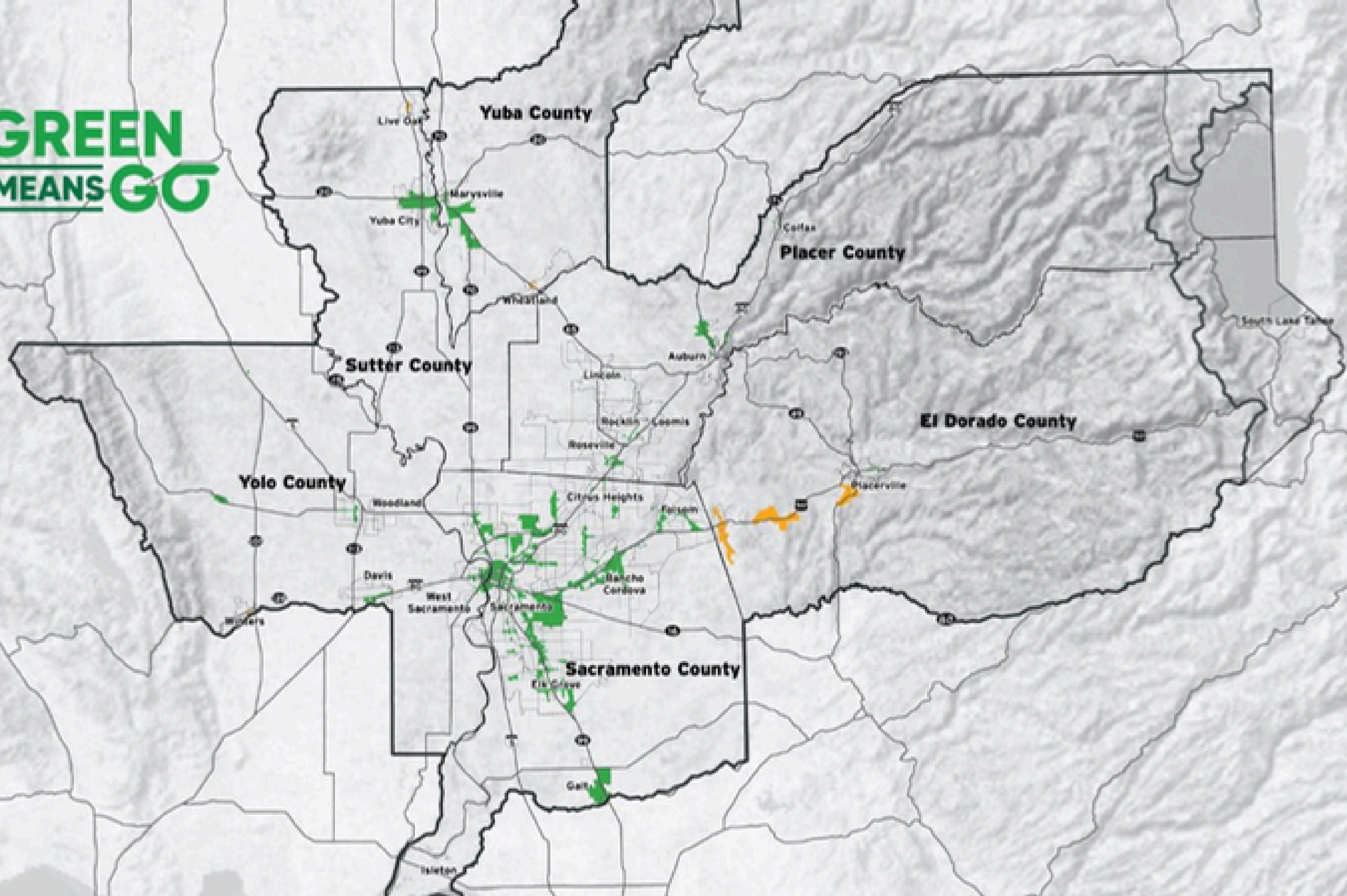


Green Means Go & Workforce





**GREEN
MEANS GO**



Barriers to Infill and Corridor Revitalization

Infrastructure

- Unknown sewer and water upgrades needs
- Lack of complete streets: sidewalks, bike lanes, streetscaping, etc.
- Safety issues
- Visibility and/or wayfinding: getting people off the highway for some smaller corridors
- ADA retrofits
- Electrical capacity and upgrades

Regulatory & Process

- Complex or lengthy permit / approval processes
- Zoning density limits
- Zoning form requirements (like setbacks)
- Minimum parking requirements
- Requirements for housing to be vertical mixed use
- CEQA process
- CEQA litigation risk
- Building codes
- Code enforcement
- Multiple agency review with conflicting policies

Cost & Funding

- Cost of land
- Cost of construction
- Lack of comps for appraisals
- Impact fees
- Brownfield or other site clean up
- Redevelopment financing
- Affordable housing financing
- Investment capital limited in transitioning markets
- Lack of incentives or mismatch between incentives needed and offered
- Landowners holding land for low taxes (Prop 13)

Societal

- NIMBY or Community engagement
- Lack of champions at all levels of government
- Corridor perception (safety, sense of place)
- Balance between historical roots and economic development
- Changing retail habits

Market

- Achievable rents not compatible with high construction costs
- Lack of place making strategies/priorities
- Projected rents are lower than other, more desirable areas
- Higher density, mixed-use, redevelopment are part of a specialty niche in development industry
- Housing costs rising faster than incomes
- Absentee landlords
- Property or business owner disengagement
- Public/private partnerships are complicated and take time
- Checkerboard ownership / land assembly issues
- Catalyst projects too risky

What is Green Means Go?

New Housing in Infill Areas with Emphasis on Product Type Diversity and Affordability

Policy Reform
Technical Assistance

Planning
Funding

Targeted
Investments

CONSTRUCTION, TRADES, AND UTILITIES ADVISORY

Industry Panel Discussion



Tegan Mauldin

*Sacramento
Municipal Utility
District (SMUD)*



Samantha Blackwood

*California
Department of Water
Resources*



Mark Adams

Teichert



Rhonda Godinez

*Villara Building
Systems*



John Hershey

*U.A. Local 447
Plumbers &
Pipefitters*



Tony Hernandez

*Nor Cal Carpenters
Union Training*



valley vision

CONSTRUCTION, TRADES, AND UTILITIES ADVISORY

Connecting to Handshake at Los Rios



valley vision

CONSTRUCTION, TRADES, AND UTILITIES ADVISORY

Introducing Handshake at Los Rios Community College District

Handshake is a modern platform designed to connect employers with student talent across the Los Rios Community College District, comprising American River, Cosumnes River, Folsom Lake, and Sacramento City Colleges. Handshake provides a pathway to a diverse, skilled, and eager workforce ready for internships, apprenticeships, part-time, and full-time roles.



Unlock Opportunities with Handshake

Post Jobs & Internships

Efficiently post jobs and internships with a seamless process. Schedule start and end dates, track applicants, and manage hiring all in one place. Reach over 70,000 students districtwide.

Engage Directly with Students

Search for candidates by major, skills, and interests. Message students directly to promote opportunities and encourage them to apply. Connect with your future workforce.

Attend Career Fairs

Meet students at in-person and virtual career fairs. Offer employer information sessions to highlight your organization and career pathways. Take part in on-campus hiring events and panels.

Build Your Brand

Customize your Handshake profile with your logo, company description, and testimonials. Gain visibility as an employer of choice for early talent in the public sector and beyond.



CONSTRUCTION, TRADES, AND UTILITIES ADVISORY

Join a Thriving Network & Get Started

Growing Network

Join 6,000+ employers and 34 California Department agencies already using Handshake, including the California Department of Justice and the California Department of Motor Vehicles. Be among the leading recruiters.

Simple Steps

Visit joinhandshake.com and select "Employers." Search for Los Rios Community College District and connect. Post your opportunities and start hiring! It's straightforward.

Personalized Assistance


Need support? Contact the Career Center or Work Experience and Internship Program (WEXP) office at any Los Rios college for personalized assistance. Benefit from personalized guidance.



CONSTRUCTION, TRADES, AND UTILITIES ADVISORY

Let us Know What You Think!

**SCAN
ME!**



Contact Us

For more information, please contact:

Liz Kilkenney, Project Coordinator, Valley Vision
liz.kilkenney@valleyvision.org

Caitlin Blockus, Project Manager, Valley Vision
Caitlin.Blockus@valleyvision.org